



SRI SARADA COLLEGE OF EDUCATION (AUTONOMOUS),
Fairlands, Salem- 636 016
Affiliated to Tamil Nadu Teachers Education University, Chennai
Re-Accredited by NAAC with "A" Grade (III Cycle)

Key Indicator 1.1.1

*Structure Feedback on the Curriculum – Semester wise
from various Stakeholders*

PRINCIPAL

SRI SARADA COLLEGE OF EDUCATION (AUTONOMOUS)
AN ANALYSIS OF STAKEHOLDERS FEEDBACK ON B.Ed. CURRICULUM

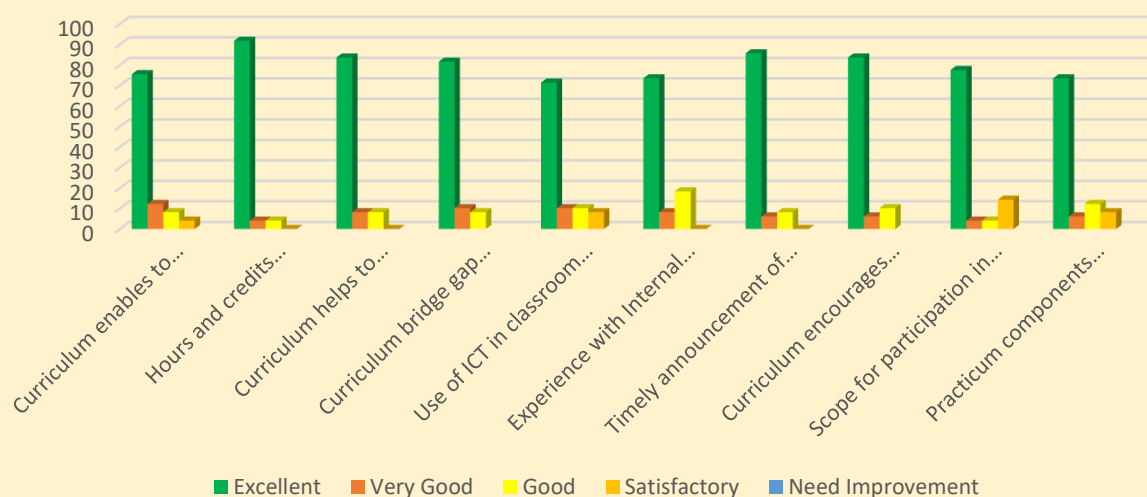
ANALYSIS REPORT (EXIT LEVEL)

2019-2021

STUDENTS FEEDBACK ON CURRICULUM (OVERALL)

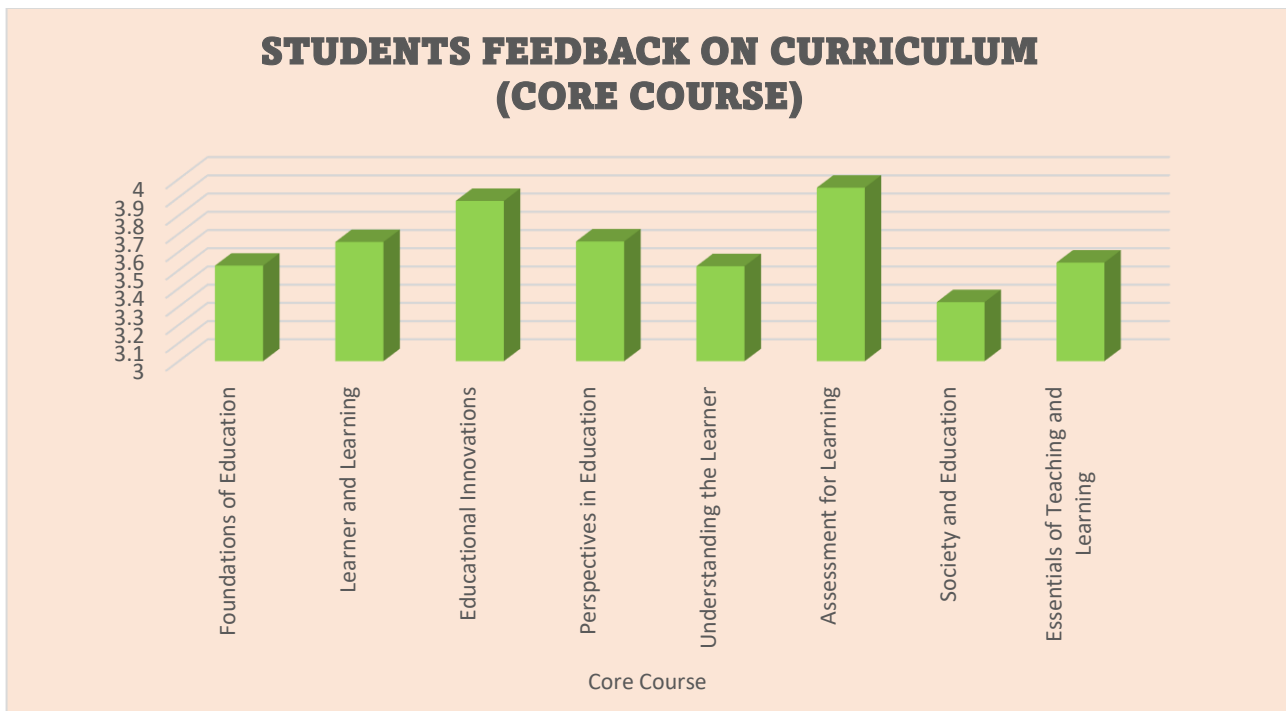
Curricular Aspects	Excellent	Very Good	Good	Satisfactory	Need Improvement
Curriculum enables to meet school requirements	75.51	12.24	8.16	4.08	
Hours and credits allotment are satisfied	91.84	4.08	4.08	0.00	
Curriculum helps to develop competencies and life skills	83.67	8.16	8.16	0.00	
Curriculum bridge gap between academic and school needs	81.63	10.20	8.16		
Use of ICT in classroom facilitates learning	71.43	10.20	10.20	8.16	
Experience with Internal Assessment	73.47	8.16	18.37	0.00	
Timely announcement of examination results	85.71	6.12	8.16	0.00	
Curriculum encourages using online resources	83.67	6.12	10.20		
Scope for participation in co-curricular activities	77.55	4.08	4.08	14.29	
Practicum components enhances teaching competencies	73.47	6.12	12.24	8.16	

STUDENTS FEEDBACK ON CURRICULUM (OVERALL)



STUDENTS FEEDBACK ON CURRICULUM (CORE COURSE)

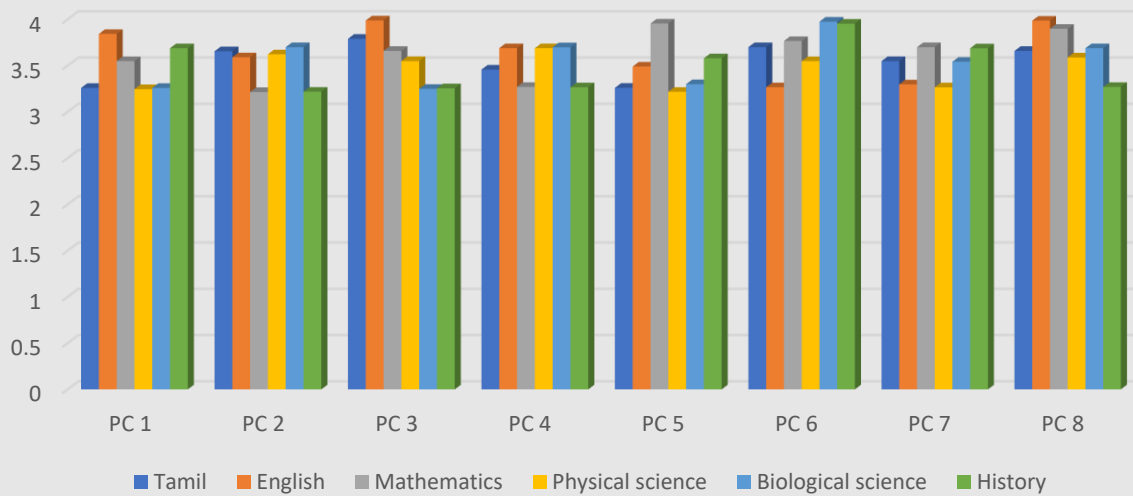
CORE COURSE							
Foundations of Education	Learner and Learning	Educational Innovations	Perspectives in Education	Understanding the Learner	Assessment for Learning	Society and Education	Essentials of Teaching and Learning
3.524	3.654	3.879	3.657	3.521	3.952	3.324	3.541



STUDENTS FEEDBACK ON CURRICULUM (PEDAGOGY COURSE)

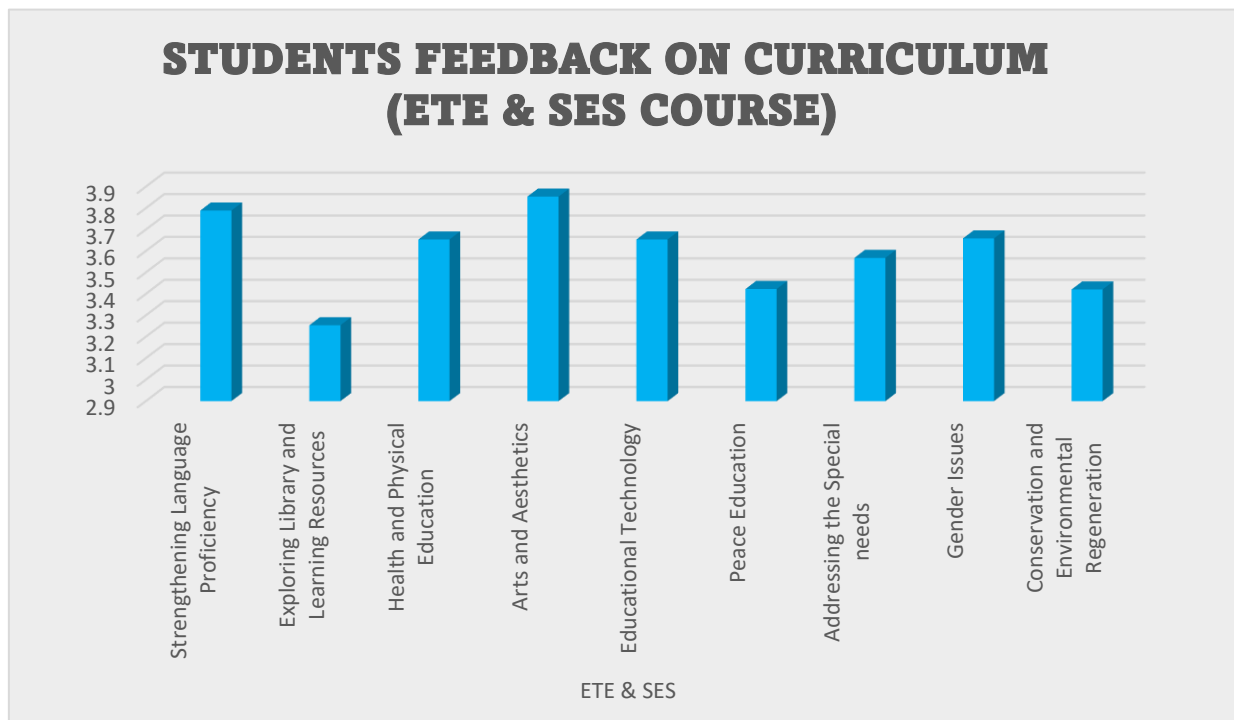
PEDAGOGY COURSE						
	TAMIL	ENGLISH	MATHEMATICS	PHYSICAL SCIENCE	BIOLOGICAL SCIENCE	HISTORY
PC 1	3.258	3.841	3.547	3.245	3.258	3.687
PC 2	3.654	3.589	3.214	3.621	3.698	3.217
PC 3	3.789	3.987	3.658	3.548	3.248	3.254
PC 4	3.456	3.687	3.269	3.687	3.697	3.265
PC 5	3.259	3.489	3.954	3.216	3.298	3.578
PC 6	3.698	3.265	3.765	3.547	3.974	3.952
PC 7	3.548	3.296	3.698	3.264	3.541	3.686
PC 8	3.658	3.985	3.897	3.587	3.687	3.269

STUDENTS FEEDBACK ON CURRICULUM (PEDAGOGY COURSE)



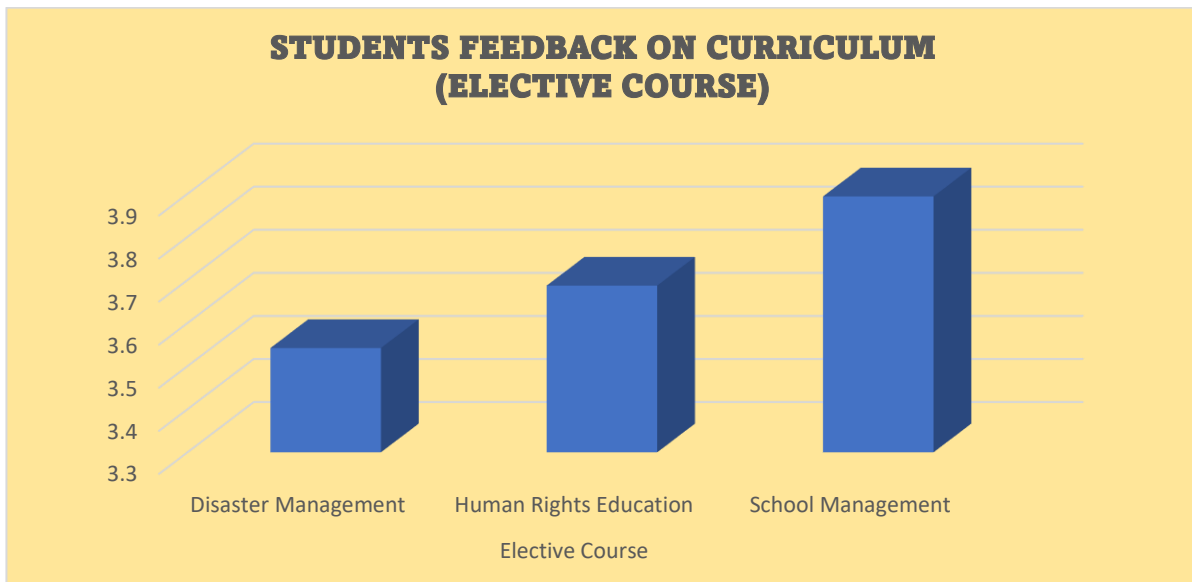
STUDENTS FEEDBACK ON CURRICULUM (ETE, SES & SOC COURSE)

ETE & SES								
Strengthening Language Proficiency	Exploring Library and Learning Resources	Health and Physical Education	Arts and Aesthetics	Educational Technology	Peace Education	Addressing the Special needs	Gender Issues	Conservation and Environmental Regeneration
3.789	3.254	3.654	3.854	3.654	3.423	3.568	3.659	3.421



STUDENTS FEEDBACK ON CURRICULUM (ELECTIVE COURSE)

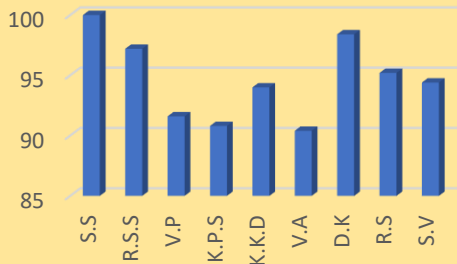
Elective Course		
Disaster Management	Human Rights Education	School Management
3.542	3.687	3.894



STUDENTS FEEDBACK ON TEACHERS

Aspects Faculty	Knowledge base of the teacher	Communication skills	Commitment of the teacher	Interest generated by the teacher	Ability to integrate course material	Ability to integrate content	Accessibility of the teacher	Ability to evaluate students understanding	Time for feedback	Overall rating
S.S	100	90	91.2	92	100	92.4	90.8	92.4	95.6	92
R.S.S	97.2	95.6	92	91.2	96.4	95.6	93.6	96.4	91.2	97.6
V.P	91.6	99.6	94.8	98.4	90.8	90	91.2	99.2	95.2	94.8
K.P.S	90.8	96.4	96	96.8	94.8	92.8	91.6	98	97.2	90.4
K.K.D	94	99.2	98.8	99.6	90	96	97.6	90.4	99.6	96.4
V.A	90.4	98	93.2	93.6	95.2	93.2	98.8	95.2	90.8	94.4
D.K	98.4	93.6	98.8	91.6	97.2	98.4	94	99.6	98.4	96
R.S	95.2	92.4	94	97.6	98	95.6	94.8	96.8	98	90
S.V	94.4	96.8	94.4	96	99.2	94.4	97.2	92.4	93.6	98.8
A.K	92.8	97.6	90.4	92.8	93.2	92	100	91.6	96.8	92.8

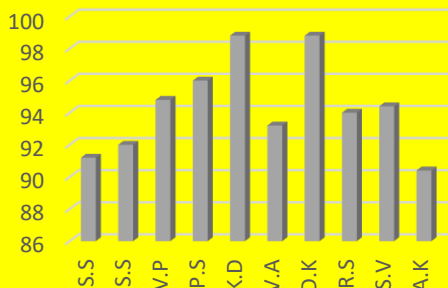
Knowledge base of the Teacher



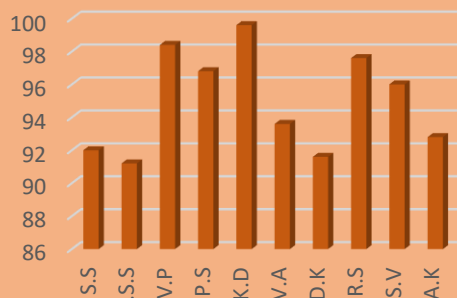
Communication Skills



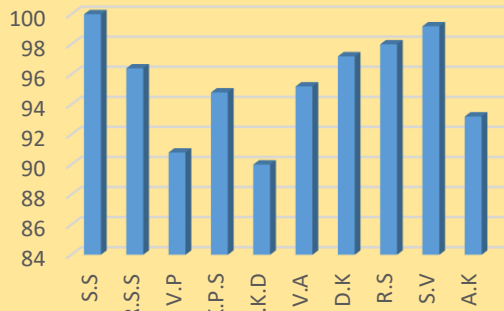
Commitment of the Teacher



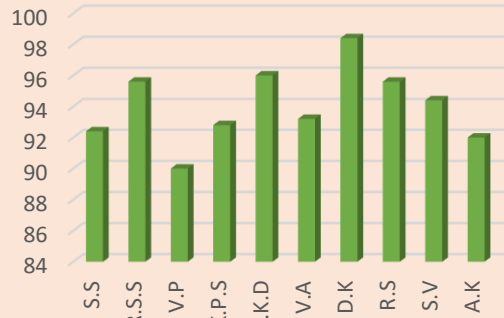
Interest generated by the Teacher



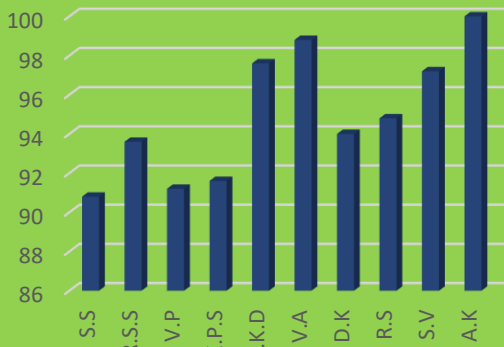
Ability to Integrate Course Material



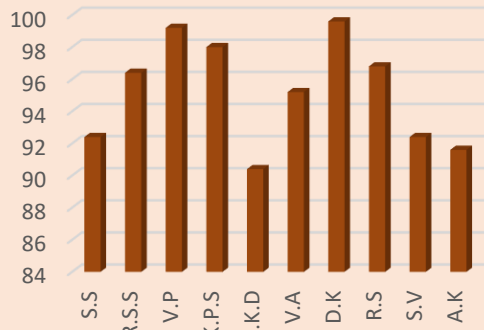
Ability to Integrate Content



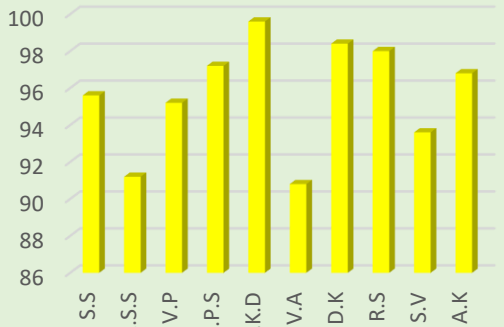
Accessibility of the Teacher



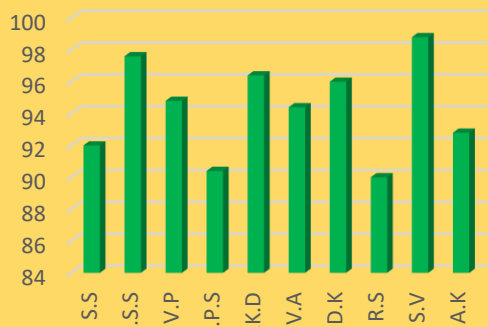
Ability to Evaluate Students Understanding



Time for Feedback



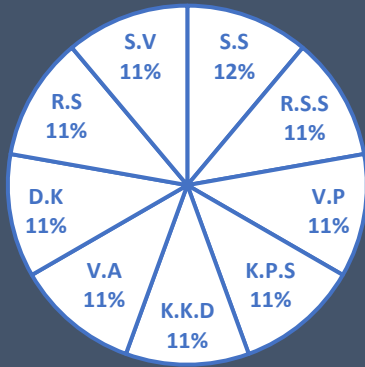
Overall Rating



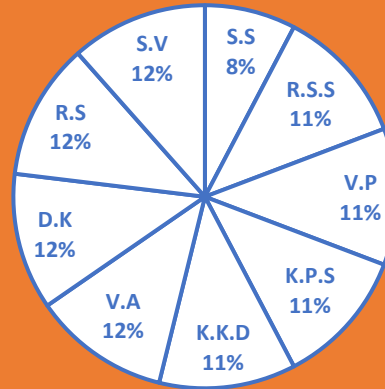
TEACHERS FEEDBACK ON CURRICULUM

Aspects Faculty	Applicability of the curriculum	Bridge the gap	Curriculum Is Need Based	Objectives are clear and appropriate	Hours and credits are appropriate	Creating the tendency of self-learning	Materials are relevant and updated	Curriculum updated from time to time	Feedback for curricular activities	Availability of educational resources	Prepare students for competitive examination	Curriculum help students during campus interview
S.S	3	2	2	3	3	3	3	3	3	3	3	3
R.S.S	3	3	2	2	3	3	3	3	3	2	3	3
V.P	3	3	3	3	3	3	3	3	2	3	3	3
K.P.S	3	3	3	3	2	3	3	3	2	3	3	3
K.K.D	3	3	3	3	3	3	3	3	3	2	2	3
V.A	3	3	3	2	2	3	3	2	3	3	3	3
D.K	3	3	3	3	3	3	3	3	3	3	3	3
R.S	3	3	3	3	2	3	3	3	2	2	3	3
S.V	3	3	3	3	2	3	3	3	3	3	3	3
A.K	3	3	3	3	3	3	3	2	3	2	3	2

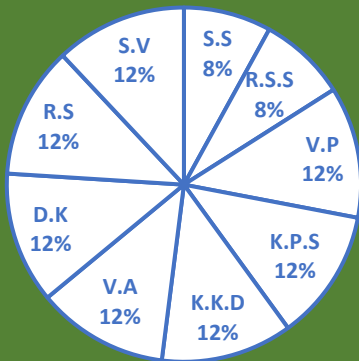
APPLICABILITY OF THE CURRICULUM



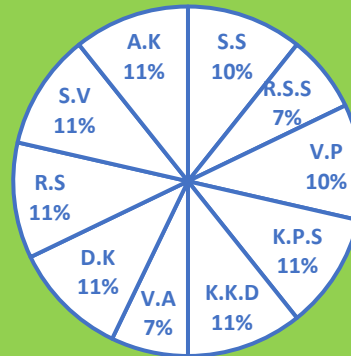
BRIDGE THE GAP



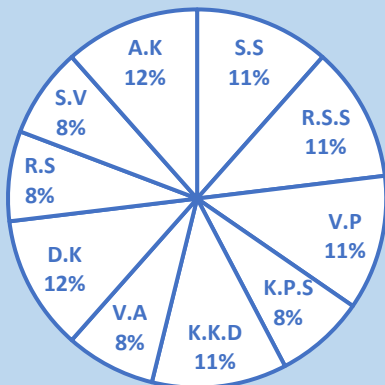
CURRICULUM IS NEED BASED



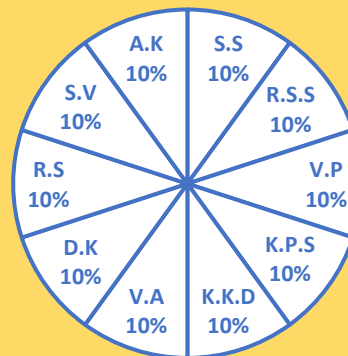
OBJECTIVES ARE CLEAR AND APPROPRIATE



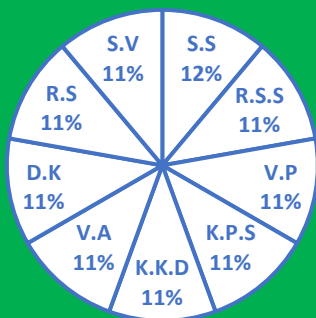
HOURS AND CREDITS ARE APPROPRIATE



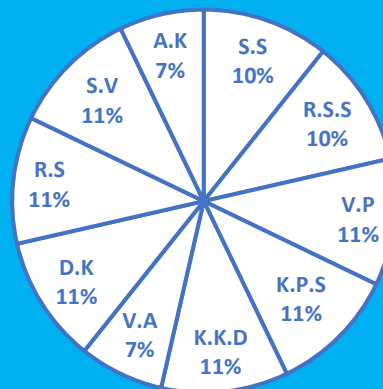
CREATING THE TENDENCY OF SELF-LEARNING



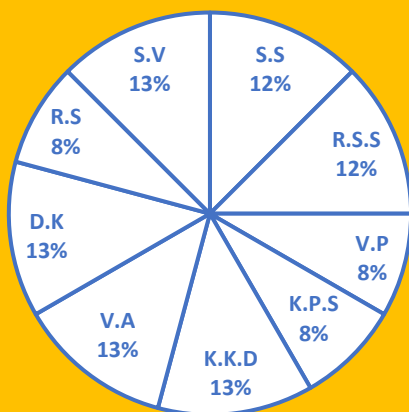
MATERIALS ARE RELEVANT AND UPDATED



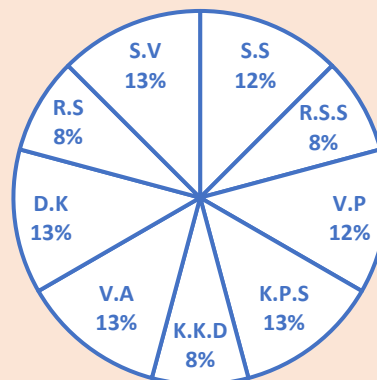
CURRICULUM UPDATED FROM TIME TO TIME



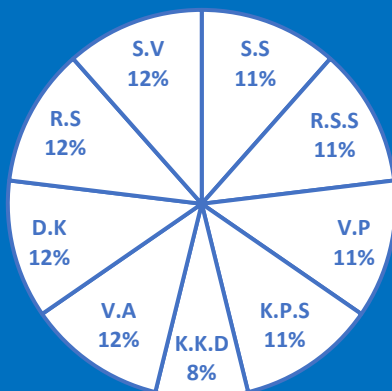
FEEDBACK FOR CURRICULAR ACTIVITIES



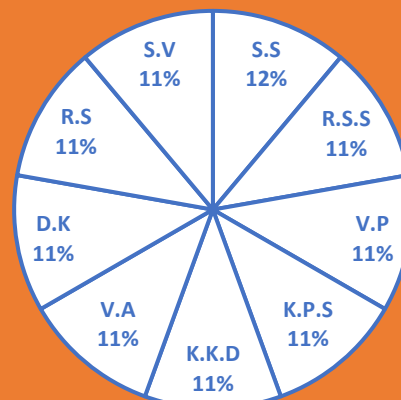
AVAILABILITY OF EDUCATIONAL RESOURCES



PREPARE STUDENTS FOR COMPETITIVE EXAMINATION

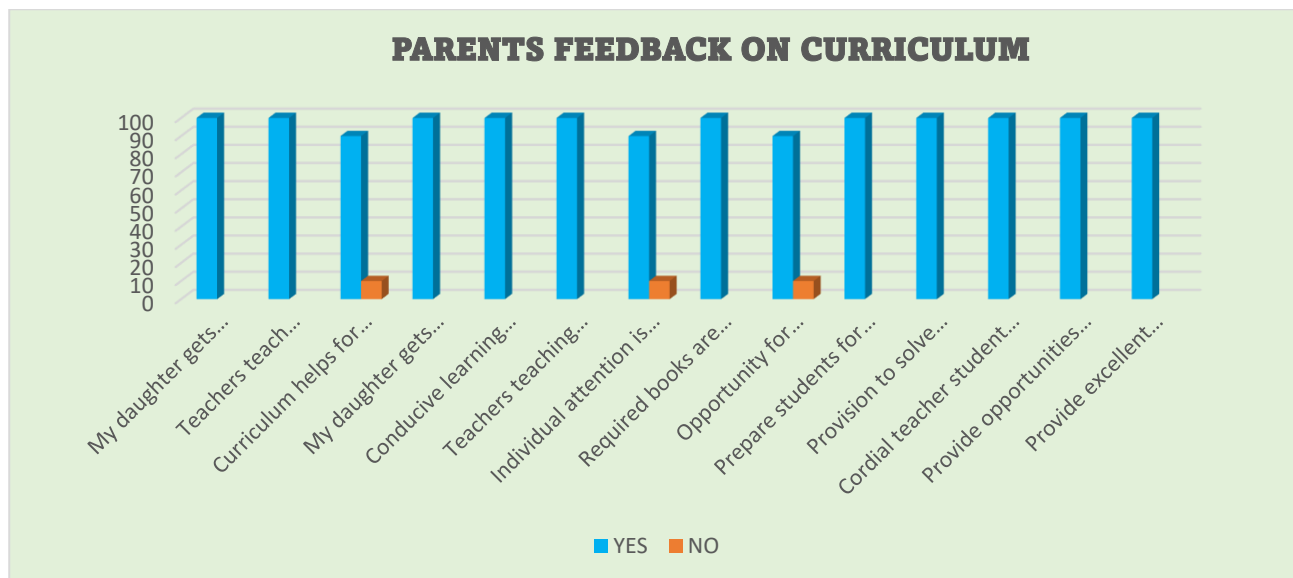


CURRICULUM HELP STUDENTS DURING CAMPUS INTERVIEW



PARENTS FEEDBACK ON CURRICULUM

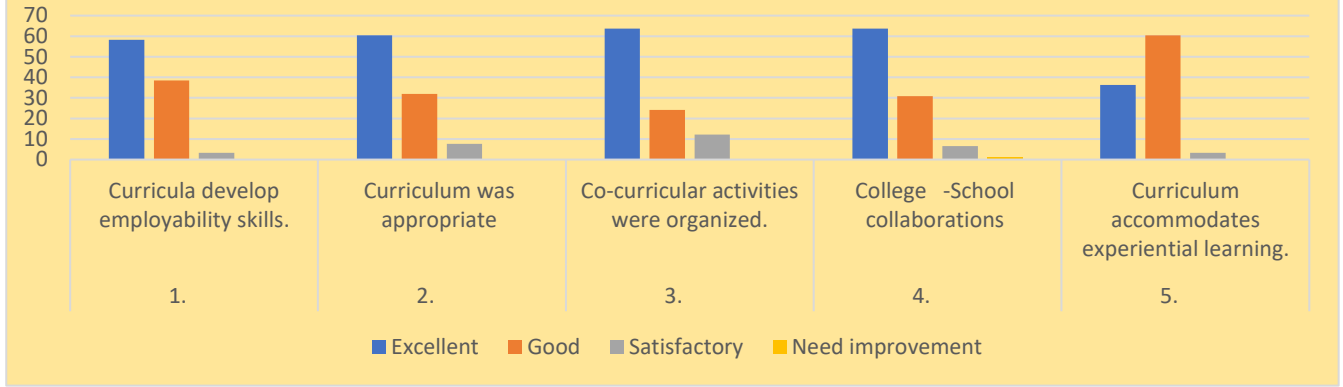
STATEMENTS	YES	NO
My daughter gets quality education	100	
Teachers teach effectively	100	
Curriculum helps for their future	90	10
My daughter gets knowledge on quality teacher	100	
Conducive learning environment	100	
Teachers teaching helps the students to understand easily.	100	
Individual attention is given	90	10
Required books are available in the library	100	
Opportunity for placement	90	10
Prepare students for competitive examinations	100	
Provision to solve students' problems / issues	100	
Cordial teacher student relationship	100	
Provide opportunities for effective learning	100	
Provide excellent opportunities for learning	100	



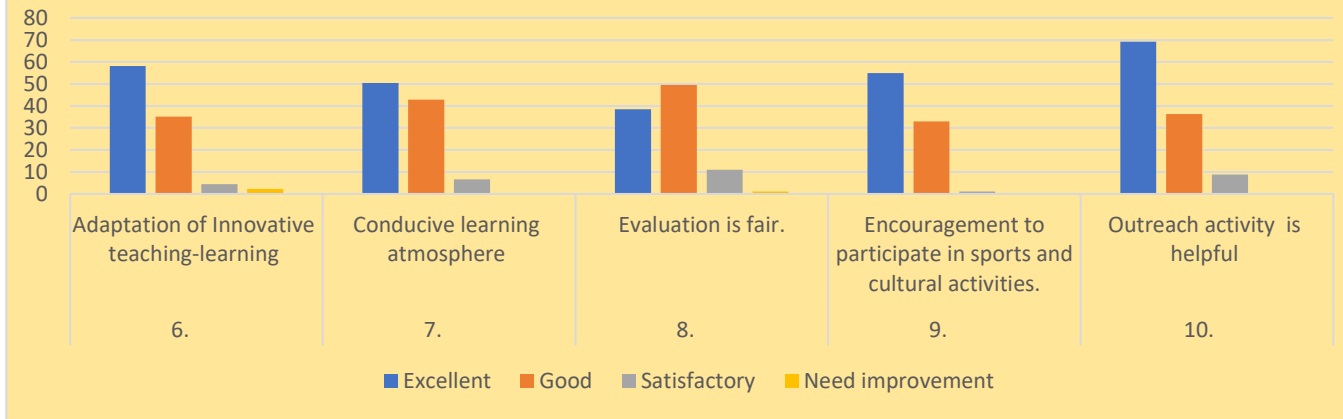
ALUMNI FEEDBACK ON CURRICULUM

S.No	Statements	Excellent	Good	Satisfactory	Need improvement
Curriculum					
1.	Curricula develop employability skills.	58.2	38.5	3.3	-
2.	Curriculum was appropriate	60.4	31.9	7.7	-
3.	Co-curricular activities were organized.	63.7	24.2	12.1	-
4.	College -School collaborations	63.7	30.8	6.6	1.1
5.	Curriculum accommodates experiential learning.	36.3	60.4	3.3	--
Teaching-Learning- Evaluation					
6.	Adaptation of Innovative teaching-learning	58.2	35.2	4.4	2.2
7.	Conducive learning atmosphere	50.5	42.9	6.6	-
8.	Evaluation is fair.	38.5	49.5	11	1.1
Student Support Services					
9.	Encouragement to participate in sports and cultural activities.	54.9	33	1.1	-
10.	Outreach activity is helpful	69.2	36.3	8.8	-
11.	Cultural and Co-Curricular participations enhance confidence level.	65.9	23.1	6.6	1.1
Infrastructure					
12.	library is updated	65.9	30.4	4.3	-
13.	Department-Wise laboratories are well maintained.	53.8	35.9	10.9	-
14.	Computer with internet connection and Wi-Fi facilities	58.7	31.5	8.7	1.1
Leadership and Governance					
15.	staffs are easily approachable.	79.3	19.6	1.1	-

Statements 1-5



Statements 6-10



Statements 11-15

