
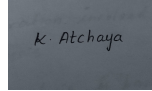
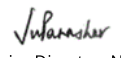




## ADMIT CARD - PROVISIONAL

## Study Webs of Active-Learning for Young Aspiring Minds (SWAYAM) January 2022 Semester

Roll Number	3161740405	Application Number	54437241				
Candidate's Name	ATCHAYA K	Gender	Female				
Category	Gen	Date of Birth	04-06-2001				
Person with Disability (PWD)		No					
		Candidate's Signature					
Course Code	Course Name	Mode of Exam	Exam Date	Reporting Time	Gate Closing Time	Time of Exam	
nou22-ed02	BES 123: Teaching and Learning	CBT	29-08-2022	07:30 AM	08:30 AM	09:00 AM - 12:00 Noon	
Venue	TAGORE INSTITUTE OF ENGINEERING & TECHNOLOGY - DEVIYAKURICHI,TK ATTUR, SALEM,TAMILNADU;PINCODE-636112						
SELF DECLARATION (UNDERTAKING)						 Senior Director, NTA	

I ATCHAYA K, resident of 2/323,Thanjavur, do hereby, declare the following that

- I have read the Instructions, Guidelines and relevant orders of Govt. of India pertaining to COVID-19 pandemic
- I have read Information Bulletin, Instructions and Notices related to this examination available on the website <https://nta.ac.in/> and <https://swayam.nta.ac.in/>
- I have, in the last 14 days (please tick ✓, wherever it is applicable to you, otherwise leave blank):

a) the following flu-like symptoms:

- |                |                          |                              |                          |
|----------------|--------------------------|------------------------------|--------------------------|
| Fever          | <input type="checkbox"/> | Cough                        | <input type="checkbox"/> |
| Breathlessness | <input type="checkbox"/> | Sore Throat/Runny Nose       | <input type="checkbox"/> |
| Body ache:     | <input type="checkbox"/> | Others- Please specify ..... | <input type="checkbox"/> |

b) been in close contact with a confirmed case of COVID-19 ("Close contact" means being at less than one metre distance for more than 15 minutes.)

c) not been in close contact with a person suffering from Covid-19 and am NOT under mandatory quarantine:

d) Travelled to the following cities/ countries in the last 14 days prior to arriving at the Centre.

	1st City	2nd City	3rd City	4th City
Name of the City/Country				
Date of Arrival in Centre City				

4. The health and wellbeing of our community is our first priority; therefore the Centre reserves the right to deny entry to its premises.

5. I have read the detailed "IMPORTANT INSTRUCTIONS for CANDIDATES" as given on Page-2 and "ADVISORY for CANDIDATES REGARDING COVID-19" as given on Page-3 and I undertake to abide by the same.

Candidate's Photograph (same as uploaded on the application form) (To be pasted before reaching the Centre)	Candidate's Left hand thumb impression (To be affixed before reaching the Centre)	Candidate's Signature (To be signed, On the Day of Examination, in the presence of Invigilator only)
--	--	---

The above undertaking has to be filled up in advance before reaching the Centre, except candidate's signature which has to be done in the presence of the invigilator.

## IMPORTANT INSTRUCTIONS FOR CANDIDATES

1. This Admit Card consists of three pages- Page 1 contains the Centre details and Self Declaration (Undertaking) form regarding COVID-19, Page 2 has "Important instruction for candidates" and Page 3 has "Advisory for candidates regarding COVID-19". The candidate has to download all three pages.
2. All candidates are required to download and read carefully, the Instructions and Advisory for COVID-19 given with the Admit Card and strictly adhere to them.
3. The Admit Card is provisional, subject to satisfying the eligibility conditions as given in the Prospectus/Information Bulletin.
4. As a precaution for COVID-19, the candidate must reach the Centre at the time as indicated against Reporting/Entry time at Centre, in the Admit Card.
5. No candidate shall be permitted to enter after the Gate Closing Time.
6. No candidate shall be permitted to leave the Examination Room/ Hall before the end of the examination.
7. On completion of the examination, please wait for instructions from Invigilator and do not get up from your seat until advised. The candidates will be permitted to move out, one at a time only
8. Candidates are advised to verify the location of the test venue, a day in advance so that they do not face any problem on the day of the test.
9. If religion/customs require you to wear specific attire, please visit the Centre early for thorough checking and mandatory frisking.
10. No Candidate would be allowed to enter the Examination Centre, without Admit Card and undertaking, Valid ID Proof and proper frisking. Frisking through Handheld Metal Detector (HHMD), will be carried out without physical touch.
11. Candidates will be permitted to carry only the following items with them into the examination venue:
  - Personal transparent water bottle,
  - Personal hand sanitizer (50 ml)
  - A simple transparent Ball Point Pen
  - Admit Card along with Self Declaration (Undertaking) downloaded from the NTA website (a clear printout on A4 size paper) duly filled in.
  - Additional passport size photograph for pasting on the Attendance Sheet
  - Original valid ID proof
  - Mask and Gloves
12. Before reaching the Centre, candidates must enter required details in the Self Declaration (Undertaking) in legible handwriting, paste the Photograph and put a thumb impression at the appropriate place on the Admit Card. They should ensure that their Left-Hand Thumb Impression is clear and not smudged.
13. Candidate must carry "Any one of the original and valid Photo Identification Proof issued by the Government" – PAN card/Driving Licence/Voter ID/ Passport/ Aadhaar Card (With photograph)/ E-Aadhaar/ Ration Card/ Aadhaar Enrolment No. with Photo. All other ID/Photocopies of IDs even if attested/scanned photos of IDs in the mobile phone will NOT be considered as valid ID Proof.
14. The candidate must bring a PwD certificate issued by the Competent Authority if claiming relaxation under the PwD category.
15. NTA will provide a scribe to eligible PwD candidates who have indicated their requirement in their application form. They are not allowed to use their own scribe.
16. Candidates are NOT allowed to carry any other personal belongings including electronic devices, mobile phones to the Examination Centre. Examination Officials will not be responsible for the safekeeping of personal belongings and there will be no facility.
17. Shoes/footwear with thick soles and garments with large buttons are NOT permitted.
18. Blank paper sheets for rough work will be provided in the examination Hall/Room. Candidates must write their name and Roll Number at the top of each of the sheet(s) and must drop the sheet/s in the designated drop box without fail, before leaving the Examination Hall/Room. Failure to do so may result in a non-evaluation of your answers.
19. Duly filled in Admit Card must be dropped in the designated drop box while leaving the examination Hall/Room. Failure to do so may result in the non- evaluation of your answers.
20. No Candidate should adopt any unfair means or indulge in any unfair examination practices. All the Examination Centres are under surveillance of CCTV and equipped with Jammers.
21. If at any stage, it is found that the candidate has submitted multiple applications, his/her candidature will be cancelled and legal action will be taken including debarring in all future examinations conducted by NTA.
22. Candidates are advised to check updates on NTA's website, i.e. [www.nta.ac.in](http://www.nta.ac.in) and <https://swayam.nta.ac.in/> regularly. They should also check their mailbox on the registered E-mail address and SMS in their registered Mobile No. for the latest updates and information regarding the exam.
23. Kindly check SWAYAM-January 2022 Semester Exam Schedule carefully.
24. For any clarification/assistance, you can write to NTA at [swayam@nta.ac.in](mailto:swayam@nta.ac.in) or call at Helpline number 011-40759000.

Instructions to candidates of hybrid papers( i.e. those that are delivered in the CBT mode and paper pen mode):

25. All questions of the hybrid papers will be delivered on the computer screen.
26. Section A of hybrid papers comprise MCQs. They are to be answered on the screen. These should not be written on the physical answer book.
27. Section B and C of hybrid papers comprise descriptive questions which are to be answered in physical answer books that will be provided in the exam centre. Answers to questions of both the Sections B and C are to be written on the same answer book.
28. Candidate will be required to hand over the physical answer books relating to Section B and Section C, (even if he/she chooses not to attempt Section B and Section C), to the invigilator before leaving the exam hall. They are not allowed to take the physical answer books of Section B and Section C with them after the conclusion of the exam. An such act will be deemed to be an act of unfair means.

## ADVISORY FOR CANDIDATES REGARDING COVID-19

NTA will implement Social Distancing measures as per the Government of India Guidelines in the current scenario of COVID-19 to ensure the health & safety of the candidates. Adequate measures are being implemented for the safety of all without compromising the high standards, sanctity, and fairness in the conduct of the examination. Candidates are also required to adhere to Guidelines and processes for Social Distancing and hygiene to ensure the safety & health of their own and fellow candidates.

For safety purposes, NTA strongly advises candidates not to bring anything other than permitted items. However, in the case of an unavoidable situation, there will be an arrangement to store the bags at Centres at the owner's risk

### Preparation at Centre

1. Standard Operating Procedures for implementing safety precautions and for maintaining the required standard of hygiene will be implemented. Before the test starts, the Seating Area including the monitor keyboard, mouse, webcam, desk and chair will be thoroughly sanitized. All door handles, staircase railing, lift buttons, etc. will be disinfected.
2. The gap between the 2 seats will be maintained as per GoI guidelines.
3. Hand Sanitizer will be available at entry and inside the exam venue at various places for candidates and Centre staff to use.
4. Thermo guns will be used to check the body temperature of candidates.
5. Bar code readers will be used at the entry point to scan Bar code on the Admit Card. The room/hall number will be informed to the candidates at this point.
6. Rough sheets (6 Nos.) will be kept at all desks before the start of the exam by Invigilators wearing gloves to ensure hygiene.
7. It is ensured that all the processes are touch-free, to the maximum possible extent, to ensure Social Distancing norms.
8. Candidates are expected to reach the Centre as per the Reporting/Entry time at Centre given in the Admit Card to avoid any crowding at the Centre at the time of entry and to maintain social distancing.

### Pre-Exam Preparation

1. Candidate to check Reporting/ Entry time at Centre given in the Admit Card and to reach Centre as per Reporting Time only to avoid any crowding at the Centre at the time of entry and to maintain social distancing.
2. Candidate should fill Admit card and Undertaking completely and properly, as per instructions.
3. Candidates will be permitted to carry only certain items with them into the venue as mentioned in Point 11 of "Important Instructions to Candidates" on Page 2.

### At time of Entry

1. Candidates need to maintain a space of at least 6 feet from each other at all times. Queue manager/ropes and Floor Marks will be arranged outside the Centre.
2. Lab numbers will not be displayed outside the Centre to avoid any crowding at any one place in any situation.
3. Candidates will be required to sanitize hands by washing with soap and/or with Hand Sanitizer before entry into the Centre. Hand sanitiser will be available at various locations in the Centre
4. Candidate should bring duly filled in Admit Card and Undertaking as per instructions.
5. Do not bring prohibited items to the exam Centre as there are no arrangements available for safekeeping your belongings. Please refer to Point-11 of IMPORTANT INSTRUCTIONS FOR CANDIDATES given on Page-2 for permitted items.
6. At the time of entry, the filled-in Undertaking on Admit Card and body temperature (using Thermo Guns) will be checked and Centre staff will guide you to your lab after contact-free frisking and document verification. If the body temperature is higher than the COVID-19 norms, the Candidate would be required to take the exam in a separate room. Candidates are required to strictly adhere to instructions provided by Centre staff.
7. Please observe that no one will be denied permission to appear in the examination unless he/ she violates the COVID-19 directives/advisories of Government (Central/State) applicable on the day of exam and instructions mentioned in the Admit Card.

### During Examination

1. Candidates will be offered a fresh 3 Ply mask before entry. In order to stop chances of any UFM being used in the examination, the candidate is expected to wear the freshly provided mask at the Centre. The candidate will be requested to remove the mask worn by him/ her from home, and use only the mask provided at the Centre, in the test room.
2. A4 size sheets will be kept at each candidate's desk for use by the candidate for Rough work. If Additional sheets are required for rough work by the candidate, the same shall be made available on demand.
3. Before the test starts, the seating Area including the monitor keyboard, mouse, webcam, desk and chair will be thoroughly sanitized. Candidates can further sanitize the same with sanitisers that will be made available in the examination lab/room/hall.
4. Candidates are required to paste passport size photograph and sign on the Attendance Sheet after sanitizing hands with sanitiser.





### After Examination

1. On completion of the test, the candidates will be permitted to move out in an orderly manner, one candidate at a time. Please wait for instructions from the invigilator and do not get up from your seat until advised.
2. Candidate must drop the Admit Card and Rough Sheets in the drop boxes after displaying to the staff available next to dropbox while leaving the exam Hall/Room. If any candidate misses dropping Admit Card or Rough Sheets in boxes, action (which also includes disqualification from the exam) can be taken against him/her.



ADMIT CARD - PROVISIONAL

Study Webs of Active-Learning for Young Aspiring Minds (SWAYAM) January 2022 Semester

Roll Number	3161740419	Application Number	65512817			
Candidate's Name	B. BENASIR	Gender	Female			
Category	Gen	Date of Birth	14-12-2001			
Person with Disability (PWD)	No					
		Candidate's Signature				
Course Code	Course Name	Mode of Exam	Exam Date	Reporting Time	Gate Closing Time	Time of Exam
nou22-ed02	BES 123: Teaching and Learning	CBT	29-08-2022	07:30 AM	08:30 AM	09:00 AM - 12:00 Noon
Venue	TAGORE INSTITUTE OF ENGINEERING & TECHNOLOGY - DEVIYAKURICHI,TK ATTUR, SALEM,TAMILNADU;PINCODE-636112					
SELF DECLARATION (UNDERTAKING)					 Senior Director, NTA	

I B. BENASIR, resident of 22/20-b vivekanandar street, Kunjan kadu, ammapet,Salem, do hereby, declare the following that

- I have read the Instructions, Guidelines and relevant orders of Govt. of India pertaining to COVID-19 pandemic
- I have read Information Bulletin, Instructions and Notices related to this examination available on the website <https://nta.ac.in/> and <https://swayam.nta.ac.in/>

3. I have, in the last 14 days (please tick ✓, wherever it is applicable to you, otherwise leave blank):

a) the following flu-like symptoms:

- |                |                          |                              |                          |
|----------------|--------------------------|------------------------------|--------------------------|
| Fever          | <input type="checkbox"/> | Cough                        | <input type="checkbox"/> |
| Breathlessness | <input type="checkbox"/> | Sore Throat/Runny Nose       | <input type="checkbox"/> |
| Body ache:     | <input type="checkbox"/> | Others- Please specify ..... | <input type="checkbox"/> |

b) been in close contact with a confirmed case of COVID-19 ("Close contact" means being at less than one metre distance for more than 15 minutes.)

c) not been in close contact with a person suffering from Covid-19 and am NOT under mandatory quarantine:

d) Travelled to the following cities/ countries in the last 14 days prior to arriving at the Centre.

	1st City	2nd City	3rd City	4th City
Name of the City/Country				
Date of Arrival in Centre City				

4. The health and wellbeing of our community is our first priority; therefore the Centre reserves the right to deny entry to its premises.

5. I have read the detailed "IMPORTANT INSTRUCTIONS for CANDIDATES" as given on Page-2 and "ADVISORY for CANDIDATES REGARDING COVID-19" as given on Page-3 and I undertake to abide by the same.

Candidate's Photograph (same as uploaded on the application form) (To be pasted before reaching the Centre)	Candidate's Left hand thumb impression (To be affixed before reaching the Centre)	Candidate's Signature (To be signed, On the Day of Examination, in the presence of Invigilator only)
--	--	---

The above undertaking has to be filled up in advance before reaching the Centre, except candidate's signature which has to be done in the presence of the invigilator.

## IMPORTANT INSTRUCTIONS FOR CANDIDATES

1. This Admit Card consists of three pages- Page 1 contains the Centre details and Self Declaration (Undertaking) form regarding COVID-19, Page 2 has "Important instruction for candidates" and Page 3 has "Advisory for candidates regarding COVID-19". The candidate has to download all three pages.
2. All candidates are required to download and read carefully, the Instructions and Advisory for COVID-19 given with the Admit Card and strictly adhere to them.
3. The Admit Card is provisional, subject to satisfying the eligibility conditions as given in the Prospectus/Information Bulletin.
4. As a precaution for COVID-19, the candidate must reach the Centre at the time as indicated against Reporting/Entry time at Centre, in the Admit Card.
5. No candidate shall be permitted to enter after the Gate Closing Time.
6. No candidate shall be permitted to leave the Examination Room/ Hall before the end of the examination.
7. On completion of the examination, please wait for instructions from Invigilator and do not get up from your seat until advised. The candidates will be permitted to move out, one at a time only
8. Candidates are advised to verify the location of the test venue, a day in advance so that they do not face any problem on the day of the test.
9. If religion/customs require you to wear specific attire, please visit the Centre early for thorough checking and mandatory frisking.
10. No Candidate would be allowed to enter the Examination Centre, without Admit Card and undertaking, Valid ID Proof and proper frisking. Frisking through Handheld Metal Detector (HHMD), will be carried out without physical touch.
11. Candidates will be permitted to carry only the following items with them into the examination venue:
  - Personal transparent water bottle,
  - Personal hand sanitizer (50 ml)
  - A simple transparent Ball Point Pen
  - Admit Card along with Self Declaration (Undertaking) downloaded from the NTA website (a clear printout on A4 size paper) duly filled in.
  - Additional passport size photograph for pasting on the Attendance Sheet
  - Original valid ID proof
  - Mask and Gloves
12. Before reaching the Centre, candidates must enter required details in the Self Declaration (Undertaking) in legible handwriting, paste the Photograph and put a thumb impression at the appropriate place on the Admit Card. They should ensure that their Left-Hand Thumb Impression is clear and not smudged.
13. Candidate must carry "Any one of the original and valid Photo Identification Proof issued by the Government" – PAN card/Driving Licence/Voter ID/ Passport/ Aadhaar Card (With photograph)/ E-Aadhaar/ Ration Card/ Aadhaar Enrolment No. with Photo. All other ID/Photocopies of IDs even if attested/scanned photos of IDs in the mobile phone will NOT be considered as valid ID Proof.
14. The candidate must bring a PwD certificate issued by the Competent Authority if claiming relaxation under the PwD category.
15. NTA will provide a scribe to eligible PwD candidates who have indicated their requirement in their application form. They are not allowed to use their own scribe.
16. Candidates are NOT allowed to carry any other personal belongings including electronic devices, mobile phones to the Examination Centre. Examination Officials will not be responsible for the safekeeping of personal belongings and there will be no facility.
17. Shoes/footwear with thick soles and garments with large buttons are NOT permitted.
18. Blank paper sheets for rough work will be provided in the examination Hall/Room. Candidates must write their name and Roll Number at the top of each of the sheet(s) and must drop the sheet/s in the designated drop box without fail, before leaving the Examination Hall/Room. Failure to do so may result in a non-evaluation of your answers.
19. Duly filled in Admit Card must be dropped in the designated drop box while leaving the examination Hall/Room. Failure to do so may result in the non- evaluation of your answers.
20. No Candidate should adopt any unfair means or indulge in any unfair examination practices. All the Examination Centres are under surveillance of CCTV and equipped with Jammers.
21. If at any stage, it is found that the candidate has submitted multiple applications, his/her candidature will be cancelled and legal action will be taken including debarring in all future examinations conducted by NTA.
22. Candidates are advised to check updates on NTA's website, i.e. [www.nta.ac.in](http://www.nta.ac.in) and <https://swayam.nta.ac.in/> regularly. They should also check their mailbox on the registered E-mail address and SMS in their registered Mobile No. for the latest updates and information regarding the exam.
23. Kindly check SWAYAM-January 2022 Semester Exam Schedule carefully.
24. For any clarification/assistance, you can write to NTA at [swayam@nta.ac.in](mailto:swayam@nta.ac.in) or call at Helpline number 011-40759000.

Instructions to candidates of hybrid papers( i.e. those that are delivered in the CBT mode and paper pen mode):

25. All questions of the hybrid papers will be delivered on the computer screen.
26. Section A of hybrid papers comprise MCQs. They are to be answered on the screen. These should not be written on the physical answer book.
27. Section B and C of hybrid papers comprise descriptive questions which are to be answered in physical answer books that will be provided in the exam centre. Answers to questions of both the Sections B and C are to be written on the same answer book.
28. Candidate will be required to hand over the physical answer books relating to Section B and Section C, (even if he/she chooses not to attempt Section B and Section C), to the invigilator before leaving the exam hall. They are not allowed to take the physical answer books of Section B and Section C with them after the conclusion of the exam. An such act will be deemed to be an act of unfair means.

## ADVISORY FOR CANDIDATES REGARDING COVID-19

NTA will implement Social Distancing measures as per the Government of India Guidelines in the current scenario of COVID-19 to ensure the health & safety of the candidates. Adequate measures are being implemented for the safety of all without compromising the high standards, sanctity, and fairness in the conduct of the examination. Candidates are also required to adhere to Guidelines and processes for Social Distancing and hygiene to ensure the safety & health of their own and fellow candidates.

For safety purposes, NTA strongly advises candidates not to bring anything other than permitted items. However, in the case of an unavoidable situation, there will be an arrangement to store the bags at Centres at the owner's risk

### Preparation at Centre

1. Standard Operating Procedures for implementing safety precautions and for maintaining the required standard of hygiene will be implemented. Before the test starts, the Seating Area including the monitor keyboard, mouse, webcam, desk and chair will be thoroughly sanitized. All door handles, staircase railing, lift buttons, etc. will be disinfected.
2. The gap between the 2 seats will be maintained as per GoI guidelines.
3. Hand Sanitizer will be available at entry and inside the exam venue at various places for candidates and Centre staff to use.
4. Thermo guns will be used to check the body temperature of candidates.
5. Bar code readers will be used at the entry point to scan Bar code on the Admit Card. The room/hall number will be informed to the candidates at this point.
6. Rough sheets (6 Nos.) will be kept at all desks before the start of the exam by Invigilators wearing gloves to ensure hygiene.
7. It is ensured that all the processes are touch-free, to the maximum possible extent, to ensure Social Distancing norms.
8. Candidates are expected to reach the Centre as per the Reporting/Entry time at Centre given in the Admit Card to avoid any crowding at the Centre at the time of entry and to maintain social distancing.

### Pre-Exam Preparation

1. Candidate to check Reporting/ Entry time at Centre given in the Admit Card and to reach Centre as per Reporting Time only to avoid any crowding at the Centre at the time of entry and to maintain social distancing.
2. Candidate should fill Admit card and Undertaking completely and properly, as per instructions.
3. Candidates will be permitted to carry only certain items with them into the venue as mentioned in Point 11 of "Important Instructions to Candidates" on Page 2.

### At time of Entry

1. Candidates need to maintain a space of at least 6 feet from each other at all times. Queue manager/ropes and Floor Marks will be arranged outside the Centre.
2. Lab numbers will not be displayed outside the Centre to avoid any crowding at any one place in any situation.
3. Candidates will be required to sanitize hands by washing with soap and/or with Hand Sanitizer before entry into the Centre. Hand sanitiser will be available at various locations in the Centre
4. Candidate should bring duly filled in Admit Card and Undertaking as per instructions.
5. Do not bring prohibited items to the exam Centre as there are no arrangements available for safekeeping your belongings. Please refer to Point-11 of IMPORTANT INSTRUCTIONS FOR CANDIDATES given on Page-2 for permitted items.
6. At the time of entry, the filled-in Undertaking on Admit Card and body temperature (using Thermo Guns) will be checked and Centre staff will guide you to your lab after contact-free frisking and document verification. If the body temperature is higher than the COVID-19 norms, the Candidate would be required to take the exam in a separate room. Candidates are required to strictly adhere to instructions provided by Centre staff.
7. Please observe that no one will be denied permission to appear in the examination unless he/ she violates the COVID-19 directives/advisories of Government (Central/State) applicable on the day of exam and instructions mentioned in the Admit Card.

### During Examination

1. Candidates will be offered a fresh 3 Ply mask before entry. In order to stop chances of any UFM being used in the examination, the candidate is expected to wear the freshly provided mask at the Centre. The candidate will be requested to remove the mask worn by him/ her from home, and use only the mask provided at the Centre, in the test room.
2. A4 size sheets will be kept at each candidate's desk for use by the candidate for Rough work. If Additional sheets are required for rough work by the candidate, the same shall be made available on demand.
3. Before the test starts, the seating Area including the monitor keyboard, mouse, webcam, desk and chair will be thoroughly sanitized. Candidates can further sanitize the same with sanitisers that will be made available in the examination lab/room/hall.
4. Candidates are required to paste passport size photograph and sign on the Attendance Sheet after sanitizing hands with sanitiser.




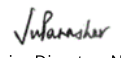
### After Examination

1. On completion of the test, the candidates will be permitted to move out in an orderly manner, one candidate at a time. Please wait for instructions from the invigilator and do not get up from your seat until advised.
2. Candidate must drop the Admit Card and Rough Sheets in the drop boxes after displaying to the staff available next to dropbox while leaving the exam Hall/Room. If any candidate misses dropping Admit Card or Rough Sheets in boxes, action (which also includes disqualification from the exam) can be taken against him/her.



ADMIT CARD - PROVISIONAL

Study Webs of Active-Learning for Young Aspiring Minds (SWAYAM) January 2022 Semester

Roll Number	3161740380	Application Number	41149214			
Candidate's Name	S.DIVYA DHARSHINI	Gender	Female			
Category	SC	Date of Birth	25-06-1997			
Person with Disability (PWD)	No					
	Candidate's Signature					
Course Code	Course Name	Mode of Exam	Exam Date	Reporting Time	Gate Closing Time	Time of Exam
nou22-ed02	BES 123: Teaching and Learning	CBT	29-08-2022	07:30 AM	08:30 AM	09:00 AM - 12:00 Noon
Venue	TAGORE INSTITUTE OF ENGINEERING & TECHNOLOGY - DEVIYAKURICHI,TK ATTUR, SALEM,TAMILNADU;PINCODE-636112					
SELF DECLARATION (UNDERTAKING)					 Senior Director, NTA	

I S.DIVYA DHARSHINI, resident of 2-2/19, SANGEETHAPATTY,Salem, do hereby, declare the following that

- I have read the Instructions, Guidelines and relevant orders of Govt. of India pertaining to COVID-19 pandemic
- I have read Information Bulletin, Instructions and Notices related to this examination available on the website <https://nta.ac.in/> and <https://swayam.nta.ac.in/>
- I have, in the last 14 days (please tick ✓, wherever it is applicable to you, otherwise leave blank):

a) the following flu-like symptoms:

- |                |                          |                              |                          |
|----------------|--------------------------|------------------------------|--------------------------|
| Fever          | <input type="checkbox"/> | Cough                        | <input type="checkbox"/> |
| Breathlessness | <input type="checkbox"/> | Sore Throat/Runny Nose       | <input type="checkbox"/> |
| Body ache:     | <input type="checkbox"/> | Others- Please specify ..... | <input type="checkbox"/> |

b) been in close contact with a confirmed case of COVID-19 ("Close contact" means being at less than one metre distance for more than 15 minutes.)

c) not been in close contact with a person suffering from Covid-19 and am NOT under mandatory quarantine:

d) Travelled to the following cities/ countries in the last 14 days prior to arriving at the Centre.

	1st City	2nd City	3rd City	4th City
Name of the City/Country				
Date of Arrival in Centre City				

4. The health and wellbeing of our community is our first priority; therefore the Centre reserves the right to deny entry to its premises.

5. I have read the detailed "IMPORTANT INSTRUCTIONS for CANDIDATES" as given on Page-2 and "ADVISORY for CANDIDATES REGARDING COVID-19" as given on Page-3 and I undertake to abide by the same.

Candidate's Photograph (same as uploaded on the application form) (To be pasted before reaching the Centre)	Candidate's Left hand thumb impression (To be affixed before reaching the Centre)	Candidate's Signature (To be signed, On the Day of Examination, in the presence of Invigilator only)
--	--	---

The above undertaking has to be filled up in advance before reaching the Centre, except candidate's signature which has to be done in the presence of the invigilator.

## IMPORTANT INSTRUCTIONS FOR CANDIDATES

1. This Admit Card consists of three pages- Page 1 contains the Centre details and Self Declaration (Undertaking) form regarding COVID-19, Page 2 has "Important instruction for candidates" and Page 3 has "Advisory for candidates regarding COVID-19". The candidate has to download all three pages.
2. All candidates are required to download and read carefully, the Instructions and Advisory for COVID-19 given with the Admit Card and strictly adhere to them.
3. The Admit Card is provisional, subject to satisfying the eligibility conditions as given in the Prospectus/Information Bulletin.
4. As a precaution for COVID-19, the candidate must reach the Centre at the time as indicated against Reporting/Entry time at Centre, in the Admit Card.
5. No candidate shall be permitted to enter after the Gate Closing Time.
6. No candidate shall be permitted to leave the Examination Room/ Hall before the end of the examination.
7. On completion of the examination, please wait for instructions from Invigilator and do not get up from your seat until advised. The candidates will be permitted to move out, one at a time only
8. Candidates are advised to verify the location of the test venue, a day in advance so that they do not face any problem on the day of the test.
9. If religion/customs require you to wear specific attire, please visit the Centre early for thorough checking and mandatory frisking.
10. No Candidate would be allowed to enter the Examination Centre, without Admit Card and undertaking, Valid ID Proof and proper frisking. Frisking through Handheld Metal Detector (HHMD), will be carried out without physical touch.
11. Candidates will be permitted to carry only the following items with them into the examination venue:
  - Personal transparent water bottle,
  - Personal hand sanitizer (50 ml)
  - A simple transparent Ball Point Pen
  - Admit Card along with Self Declaration (Undertaking) downloaded from the NTA website (a clear printout on A4 size paper) duly filled in.
  - Additional passport size photograph for pasting on the Attendance Sheet
  - Original valid ID proof
  - Mask and Gloves
12. Before reaching the Centre, candidates must enter required details in the Self Declaration (Undertaking) in legible handwriting, paste the Photograph and put a thumb impression at the appropriate place on the Admit Card. They should ensure that their Left-Hand Thumb Impression is clear and not smudged.
13. Candidate must carry "Any one of the original and valid Photo Identification Proof issued by the Government" – PAN card/Driving Licence/Voter ID/ Passport/ Aadhaar Card (With photograph)/ E-Aadhaar/ Ration Card/ Aadhaar Enrolment No. with Photo. All other ID/Photocopies of IDs even if attested/scanned photos of IDs in the mobile phone will NOT be considered as valid ID Proof.
14. The candidate must bring a PwD certificate issued by the Competent Authority if claiming relaxation under the PwD category.
15. NTA will provide a scribe to eligible PwD candidates who have indicated their requirement in their application form. They are not allowed to use their own scribe.
16. Candidates are NOT allowed to carry any other personal belongings including electronic devices, mobile phones to the Examination Centre. Examination Officials will not be responsible for the safekeeping of personal belongings and there will be no facility.
17. Shoes/footwear with thick soles and garments with large buttons are NOT permitted.
18. Blank paper sheets for rough work will be provided in the examination Hall/Room. Candidates must write their name and Roll Number at the top of each of the sheet(s) and must drop the sheet/s in the designated drop box without fail, before leaving the Examination Hall/Room. Failure to do so may result in a non-evaluation of your answers.
19. Duly filled in Admit Card must be dropped in the designated drop box while leaving the examination Hall/Room. Failure to do so may result in the non- evaluation of your answers.
20. No Candidate should adopt any unfair means or indulge in any unfair examination practices. All the Examination Centres are under surveillance of CCTV and equipped with Jammers.
21. If at any stage, it is found that the candidate has submitted multiple applications, his/her candidature will be cancelled and legal action will be taken including debarring in all future examinations conducted by NTA.
22. Candidates are advised to check updates on NTA's website, i.e. [www.nta.ac.in](http://www.nta.ac.in) and <https://swayam.nta.ac.in/> regularly. They should also check their mailbox on the registered E-mail address and SMS in their registered Mobile No. for the latest updates and information regarding the exam.
23. Kindly check SWAYAM-January 2022 Semester Exam Schedule carefully.
24. For any clarification/assistance, you can write to NTA at [swayam@nta.ac.in](mailto:swayam@nta.ac.in) or call at Helpline number 011-40759000.

Instructions to candidates of hybrid papers( i.e. those that are delivered in the CBT mode and paper pen mode):

25. All questions of the hybrid papers will be delivered on the computer screen.
26. Section A of hybrid papers comprise MCQs. They are to be answered on the screen. These should not be written on the physical answer book.
27. Section B and C of hybrid papers comprise descriptive questions which are to be answered in physical answer books that will be provided in the exam centre. Answers to questions of both the Sections B and C are to be written on the same answer book.
28. Candidate will be required to hand over the physical answer books relating to Section B and Section C, (even if he/she chooses not to attempt Section B and Section C), to the invigilator before leaving the exam hall. They are not allowed to take the physical answer books of Section B and Section C with them after the conclusion of the exam. An such act will be deemed to be an act of unfair means.



## ADVISORY FOR CANDIDATES REGARDING COVID-19

NTA will implement Social Distancing measures as per the Government of India Guidelines in the current scenario of COVID-19 to ensure the health & safety of the candidates. Adequate measures are being implemented for the safety of all without compromising the high standards, sanctity, and fairness in the conduct of the examination. Candidates are also required to adhere to Guidelines and processes for Social Distancing and hygiene to ensure the safety & health of their own and fellow candidates.

For safety purposes, NTA strongly advises candidates not to bring anything other than permitted items. However, in the case of an unavoidable situation, there will be an arrangement to store the bags at Centres at the owner's risk

### Preparation at Centre

1. Standard Operating Procedures for implementing safety precautions and for maintaining the required standard of hygiene will be implemented. Before the test starts, the Seating Area including the monitor keyboard, mouse, webcam, desk and chair will be thoroughly sanitized. All door handles, staircase railing, lift buttons, etc. will be disinfected.
2. The gap between the 2 seats will be maintained as per GoI guidelines.
3. Hand Sanitizer will be available at entry and inside the exam venue at various places for candidates and Centre staff to use.
4. Thermo guns will be used to check the body temperature of candidates.
5. Bar code readers will be used at the entry point to scan Bar code on the Admit Card. The room/hall number will be informed to the candidates at this point.
6. Rough sheets (6 Nos.) will be kept at all desks before the start of the exam by Invigilators wearing gloves to ensure hygiene.
7. It is ensured that all the processes are touch-free, to the maximum possible extent, to ensure Social Distancing norms.
8. Candidates are expected to reach the Centre as per the Reporting/Entry time at Centre given in the Admit Card to avoid any crowding at the Centre at the time of entry and to maintain social distancing.

### Pre-Exam Preparation

1. Candidate to check Reporting/ Entry time at Centre given in the Admit Card and to reach Centre as per Reporting Time only to avoid any crowding at the Centre at the time of entry and to maintain social distancing.
2. Candidate should fill Admit card and Undertaking completely and properly, as per instructions.
3. Candidates will be permitted to carry only certain items with them into the venue as mentioned in Point 11 of "Important Instructions to Candidates" on Page 2.

### At time of Entry

1. Candidates need to maintain a space of at least 6 feet from each other at all times. Queue manager/ropes and Floor Marks will be arranged outside the Centre.
2. Lab numbers will not be displayed outside the Centre to avoid any crowding at any one place in any situation.
3. Candidates will be required to sanitize hands by washing with soap and/or with Hand Sanitizer before entry into the Centre. Hand sanitiser will be available at various locations in the Centre
4. Candidate should bring duly filled in Admit Card and Undertaking as per instructions.
5. Do not bring prohibited items to the exam Centre as there are no arrangements available for safekeeping your belongings. Please refer to Point-11 of IMPORTANT INSTRUCTIONS FOR CANDIDATES given on Page-2 for permitted items.
6. At the time of entry, the filled-in Undertaking on Admit Card and body temperature (using Thermo Guns) will be checked and Centre staff will guide you to your lab after contact-free frisking and document verification. If the body temperature is higher than the COVID-19 norms, the Candidate would be required to take the exam in a separate room. Candidates are required to strictly adhere to instructions provided by Centre staff.
7. Please observe that no one will be denied permission to appear in the examination unless he/ she violates the COVID-19 directives/advisories of Government (Central/State) applicable on the day of exam and instructions mentioned in the Admit Card.

### During Examination

1. Candidates will be offered a fresh 3 Ply mask before entry. In order to stop chances of any UFM being used in the examination, the candidate is expected to wear the freshly provided mask at the Centre. The candidate will be requested to remove the mask worn by him/ her from home, and use only the mask provided at the Centre, in the test room.
2. A4 size sheets will be kept at each candidate's desk for use by the candidate for Rough work. If Additional sheets are required for rough work by the candidate, the same shall be made available on demand.
3. Before the test starts, the seating Area including the monitor keyboard, mouse, webcam, desk and chair will be thoroughly sanitized. Candidates can further sanitize the same with sanitisers that will be made available in the examination lab/room/hall.
4. Candidates are required to paste passport size photograph and sign on the Attendance Sheet after sanitizing hands with sanitiser.

### After Examination

1. On completion of the test, the candidates will be permitted to move out in an orderly manner, one candidate at a time. Please wait for instructions from the invigilator and do not get up from your seat until advised.
2. Candidate must drop the Admit Card and Rough Sheets in the drop boxes after displaying to the staff available next to dropbox while leaving the exam Hall/Room. If any candidate misses dropping Admit Card or Rough Sheets in boxes, action (which also includes disqualification from the exam) can be taken against him/her.



ADMIT CARD - PROVISIONAL  
Study Webs of Active-Learning for Young Aspiring Minds (SWAYAM) January 2022 Semester

Roll Number	3161740343	Application Number	23392907			
Candidate's Name	M.FATHIMA BEE	Gender	Female			
Category	OBC	Date of Birth	29-01-1997			
Person with Disability (PWD)	No					
	Candidate's Signature					
Course Code	Course Name	Mode of Exam	Exam Date	Reporting Time	Gate Closing Time	Time of Exam
nou22-ed02	BES 123: Teaching and Learning	CBT	29-08-2022	07:30 AM	08:30 AM	09:00 AM - 12:00 Noon
Venue	TAGORE INSTITUTE OF ENGINEERING & TECHNOLOGY - DEVIYAKURICHI,TK ATTUR, SALEM,TAMILNADU;PINCODE-636112					
SELF DECLARATION (UNDERTAKING)						

I M.FATHIMA BEE, resident of 144/2,ITTERI ROAD,SANYASI GUNDU EXTENSION, KITCHIPALAYAM,,Salem, do hereby, declare the following that

- I have read the Instructions, Guidelines and relevant orders of Govt. of India pertaining to COVID-19 pandemic
- I have read Information Bulletin, Instructions and Notices related to this examination available on the website <https://nta.ac.in/> and <https://swayam.nta.ac.in/>
- I have, in the last 14 days (please tick ✓, wherever it is applicable to you, otherwise leave blank):

a) the following flu-like symptoms:

- |                |                          |                              |                          |
|----------------|--------------------------|------------------------------|--------------------------|
| Fever          | <input type="checkbox"/> | Cough                        | <input type="checkbox"/> |
| Breathlessness | <input type="checkbox"/> | Sore Throat/Runny Nose       | <input type="checkbox"/> |
| Body ache:     | <input type="checkbox"/> | Others- Please specify ..... | <input type="checkbox"/> |

b) been in close contact with a confirmed case of COVID-19 ("Close contact" means being at less than one metre distance for more than 15 minutes.)

c) not been in close contact with a person suffering from Covid-19 and am NOT under mandatory quarantine:

d) Travelled to the following cities/ countries in the last 14 days prior to arriving at the Centre.

	1st City	2nd City	3rd City	4th City
Name of the City/Country				
Date of Arrival in Centre City				

4. The health and wellbeing of our community is our first priority; therefore the Centre reserves the right to deny entry to its premises.

5. I have read the detailed "IMPORTANT INSTRUCTIONS for CANDIDATES" as given on Page-2 and "ADVISORY for CANDIDATES REGARDING COVID-19" as given on Page-3 and I undertake to abide by the same.

Candidate's Photograph (same as uploaded on the application form) (To be pasted before reaching the Centre)	Candidate's Left hand thumb impression (To be affixed before reaching the Centre)	Candidate's Signature (To be signed, On the Day of Examination, in the presence of Invigilator only)
--	--	---

The above undertaking has to be filled up in advance before reaching the Centre, except candidate's signature which has to be done in the presence of the invigilator.

## IMPORTANT INSTRUCTIONS FOR CANDIDATES

1. This Admit Card consists of three pages- Page 1 contains the Centre details and Self Declaration (Undertaking) form regarding COVID-19, Page 2 has "Important instruction for candidates" and Page 3 has "Advisory for candidates regarding COVID-19". The candidate has to download all three pages.
2. All candidates are required to download and read carefully, the Instructions and Advisory for COVID-19 given with the Admit Card and strictly adhere to them.
3. The Admit Card is provisional, subject to satisfying the eligibility conditions as given in the Prospectus/Information Bulletin.
4. As a precaution for COVID-19, the candidate must reach the Centre at the time as indicated against Reporting/Entry time at Centre, in the Admit Card.
5. No candidate shall be permitted to enter after the Gate Closing Time.
6. No candidate shall be permitted to leave the Examination Room/ Hall before the end of the examination.
7. On completion of the examination, please wait for instructions from Invigilator and do not get up from your seat until advised. The candidates will be permitted to move out, one at a time only
8. Candidates are advised to verify the location of the test venue, a day in advance so that they do not face any problem on the day of the test.
9. If religion/customs require you to wear specific attire, please visit the Centre early for thorough checking and mandatory frisking.
10. No Candidate would be allowed to enter the Examination Centre, without Admit Card and undertaking, Valid ID Proof and proper frisking. Frisking through Handheld Metal Detector (HHMD), will be carried out without physical touch.
11. Candidates will be permitted to carry only the following items with them into the examination venue:
  - Personal transparent water bottle,
  - Personal hand sanitizer (50 ml)
  - A simple transparent Ball Point Pen
  - Admit Card along with Self Declaration (Undertaking) downloaded from the NTA website (a clear printout on A4 size paper) duly filled in.
  - Additional passport size photograph for pasting on the Attendance Sheet
  - Original valid ID proof
  - Mask and Gloves
12. Before reaching the Centre, candidates must enter required details in the Self Declaration (Undertaking) in legible handwriting, paste the Photograph and put a thumb impression at the appropriate place on the Admit Card. They should ensure that their Left-Hand Thumb Impression is clear and not smudged.
13. Candidate must carry "Any one of the original and valid Photo Identification Proof issued by the Government" – PAN card/Driving Licence/Voter ID/ Passport/ Aadhaar Card (With photograph)/ E-Aadhaar/ Ration Card/ Aadhaar Enrolment No. with Photo. All other ID/Photocopies of IDs even if attested/scanned photos of IDs in the mobile phone will NOT be considered as valid ID Proof.
14. The candidate must bring a PwD certificate issued by the Competent Authority if claiming relaxation under the PwD category.
15. NTA will provide a scribe to eligible PwD candidates who have indicated their requirement in their application form. They are not allowed to use their own scribe.
16. Candidates are NOT allowed to carry any other personal belongings including electronic devices, mobile phones to the Examination Centre. Examination Officials will not be responsible for the safekeeping of personal belongings and there will be no facility.
17. Shoes/footwear with thick soles and garments with large buttons are NOT permitted.
18. Blank paper sheets for rough work will be provided in the examination Hall/Room. Candidates must write their name and Roll Number at the top of each of the sheet(s) and must drop the sheet/s in the designated drop box without fail, before leaving the Examination Hall/Room. Failure to do so may result in a non-evaluation of your answers.
19. Duly filled in Admit Card must be dropped in the designated drop box while leaving the examination Hall/Room. Failure to do so may result in the non- evaluation of your answers.
20. No Candidate should adopt any unfair means or indulge in any unfair examination practices. All the Examination Centres are under surveillance of CCTV and equipped with Jammers.
21. If at any stage, it is found that the candidate has submitted multiple applications, his/her candidature will be cancelled and legal action will be taken including debarring in all future examinations conducted by NTA.
22. Candidates are advised to check updates on NTA's website, i.e. [www.nta.ac.in](http://www.nta.ac.in) and <https://swayam.nta.ac.in/> regularly. They should also check their mailbox on the registered E-mail address and SMS in their registered Mobile No. for the latest updates and information regarding the exam.
23. Kindly check SWAYAM-January 2022 Semester Exam Schedule carefully.
24. For any clarification/assistance, you can write to NTA at [swayam@nta.ac.in](mailto:swayam@nta.ac.in) or call at Helpline number 011-40759000.

Instructions to candidates of hybrid papers( i.e. those that are delivered in the CBT mode and paper pen mode):

25. All questions of the hybrid papers will be delivered on the computer screen.
26. Section A of hybrid papers comprise MCQs. They are to be answered on the screen. These should not be written on the physical answer book.
27. Section B and C of hybrid papers comprise descriptive questions which are to be answered in physical answer books that will be provided in the exam centre. Answers to questions of both the Sections B and C are to be written on the same answer book.
28. Candidate will be required to hand over the physical answer books relating to Section B and Section C, (even if he/she chooses not to attempt Section B and Section C), to the invigilator before leaving the exam hall. They are not allowed to take the physical answer books of Section B and Section C with them after the conclusion of the exam. An such act will be deemed to be an act of unfair means.

## ADVISORY FOR CANDIDATES REGARDING COVID-19

NTA will implement Social Distancing measures as per the Government of India Guidelines in the current scenario of COVID-19 to ensure the health & safety of the candidates. Adequate measures are being implemented for the safety of all without compromising the high standards, sanctity, and fairness in the conduct of the examination. Candidates are also required to adhere to Guidelines and processes for Social Distancing and hygiene to ensure the safety & health of their own and fellow candidates.

For safety purposes, NTA strongly advises candidates not to bring anything other than permitted items. However, in the case of an unavoidable situation, there will be an arrangement to store the bags at Centres at the owner's risk

### Preparation at Centre

1. Standard Operating Procedures for implementing safety precautions and for maintaining the required standard of hygiene will be implemented. Before the test starts, the Seating Area including the monitor keyboard, mouse, webcam, desk and chair will be thoroughly sanitized. All door handles, staircase railing, lift buttons, etc. will be disinfected.
2. The gap between the 2 seats will be maintained as per GoI guidelines.
3. Hand Sanitizer will be available at entry and inside the exam venue at various places for candidates and Centre staff to use.
4. Thermo guns will be used to check the body temperature of candidates.
5. Bar code readers will be used at the entry point to scan Bar code on the Admit Card. The room/hall number will be informed to the candidates at this point.
6. Rough sheets (6 Nos.) will be kept at all desks before the start of the exam by Invigilators wearing gloves to ensure hygiene.
7. It is ensured that all the processes are touch-free, to the maximum possible extent, to ensure Social Distancing norms.
8. Candidates are expected to reach the Centre as per the Reporting/Entry time at Centre given in the Admit Card to avoid any crowding at the Centre at the time of entry and to maintain social distancing.

### Pre-Exam Preparation

1. Candidate to check Reporting/ Entry time at Centre given in the Admit Card and to reach Centre as per Reporting Time only to avoid any crowding at the Centre at the time of entry and to maintain social distancing.
2. Candidate should fill Admit card and Undertaking completely and properly, as per instructions.
3. Candidates will be permitted to carry only certain items with them into the venue as mentioned in Point 11 of "Important Instructions to Candidates" on Page 2.

### At time of Entry

1. Candidates need to maintain a space of at least 6 feet from each other at all times. Queue manager/ropes and Floor Marks will be arranged outside the Centre.
2. Lab numbers will not be displayed outside the Centre to avoid any crowding at any one place in any situation.
3. Candidates will be required to sanitize hands by washing with soap and/or with Hand Sanitizer before entry into the Centre. Hand sanitiser will be available at various locations in the Centre
4. Candidate should bring duly filled in Admit Card and Undertaking as per instructions.
5. Do not bring prohibited items to the exam Centre as there are no arrangements available for safekeeping your belongings. Please refer to Point-11 of IMPORTANT INSTRUCTIONS FOR CANDIDATES given on Page-2 for permitted items.
6. At the time of entry, the filled-in Undertaking on Admit Card and body temperature (using Thermo Guns) will be checked and Centre staff will guide you to your lab after contact-free frisking and document verification. If the body temperature is higher than the COVID-19 norms, the Candidate would be required to take the exam in a separate room. Candidates are required to strictly adhere to instructions provided by Centre staff.
7. Please observe that no one will be denied permission to appear in the examination unless he/ she violates the COVID-19 directives/advisories of Government (Central/State) applicable on the day of exam and instructions mentioned in the Admit Card.

### During Examination

1. Candidates will be offered a fresh 3 Ply mask before entry. In order to stop chances of any UFM being used in the examination, the candidate is expected to wear the freshly provided mask at the Centre. The candidate will be requested to remove the mask worn by him/ her from home, and use only the mask provided at the Centre, in the test room.
2. A4 size sheets will be kept at each candidate's desk for use by the candidate for Rough work. If Additional sheets are required for rough work by the candidate, the same shall be made available on demand.
3. Before the test starts, the seating Area including the monitor keyboard, mouse, webcam, desk and chair will be thoroughly sanitized. Candidates can further sanitize the same with sanitisers that will be made available in the examination lab/room/hall.
4. Candidates are required to paste passport size photograph and sign on the Attendance Sheet after sanitizing hands with sanitiser.



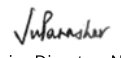
### After Examination

1. On completion of the test, the candidates will be permitted to move out in an orderly manner, one candidate at a time. Please wait for instructions from the invigilator and do not get up from your seat until advised.
2. Candidate must drop the Admit Card and Rough Sheets in the drop boxes after displaying to the staff available next to dropbox while leaving the exam Hall/Room. If any candidate misses dropping Admit Card or Rough Sheets in boxes, action (which also includes disqualification from the exam) can be taken against him/her.



## ADMIT CARD - PROVISIONAL

## Study Webs of Active-Learning for Young Aspiring Minds (SWAYAM) January 2022 Semester

Roll Number	3161740457	Application Number	92178702				
Candidate's Name	JJANSI RANI	Gender	Female				
Category	SC	Date of Birth	23-04-2001				
Person with Disability (PWD)	No						
		Candidate's Signature					
Course Code	Course Name	Mode of Exam	Exam Date	Reporting Time	Gate Closing Time	Time of Exam	
nou22-ed02	BES 123: Teaching and Learning	CBT	29-08-2022	07:30 AM	08:30 AM	09:00 AM - 12:00 Noon	
Venue	TAGORE INSTITUTE OF ENGINEERING & TECHNOLOGY - DEVIYAKURICHI, TK ATTUR, SALEM, TAMILNADU; PINCODE-636112						
SELF DECLARATION (UNDERTAKING)						 Senior Director, NTA	

I JJANSI RANI, resident of 23 A/63 MARGABANDHU STREET, Salem, do hereby, declare the following that

- I have read the Instructions, Guidelines and relevant orders of Govt. of India pertaining to COVID-19 pandemic
- I have read Information Bulletin, Instructions and Notices related to this examination available on the website <https://nta.ac.in/> and <https://swayam.nta.ac.in/>
- I have, in the last 14 days (please tick ✓, wherever it is applicable to you, otherwise leave blank):

a) the following flu-like symptoms:

- |                |                          |                              |                          |
|----------------|--------------------------|------------------------------|--------------------------|
| Fever          | <input type="checkbox"/> | Cough                        | <input type="checkbox"/> |
| Breathlessness | <input type="checkbox"/> | Sore Throat/Runny Nose       | <input type="checkbox"/> |
| Body ache:     | <input type="checkbox"/> | Others- Please specify ..... | <input type="checkbox"/> |

b) been in close contact with a confirmed case of COVID-19 ("Close contact" means being at less than one metre distance for more than 15 minutes.)

c) not been in close contact with a person suffering from Covid-19 and am NOT under mandatory quarantine:

d) Travelled to the following cities/ countries in the last 14 days prior to arriving at the Centre.

	1st City	2nd City	3rd City	4th City
Name of the City/Country				
Date of Arrival in Centre City				

4. The health and wellbeing of our community is our first priority; therefore the Centre reserves the right to deny entry to its premises.

5. I have read the detailed "IMPORTANT INSTRUCTIONS for CANDIDATES" as given on Page-2 and "ADVISORY for CANDIDATES REGARDING COVID-19" as given on Page-3 and I undertake to abide by the same.

Candidate's Photograph (same as uploaded on the application form) (To be pasted before reaching the Centre)	Candidate's Left hand thumb impression (To be affixed before reaching the Centre)	Candidate's Signature (To be signed, On the Day of Examination, in the presence of Invigilator only)
--	--	---

The above undertaking has to be filled up in advance before reaching the Centre, except candidate's signature which has to be done in the presence of the invigilator.

## IMPORTANT INSTRUCTIONS FOR CANDIDATES

1. This Admit Card consists of three pages- Page 1 contains the Centre details and Self Declaration (Undertaking) form regarding COVID-19, Page 2 has "Important instruction for candidates" and Page 3 has "Advisory for candidates regarding COVID-19". The candidate has to download all three pages.
2. All candidates are required to download and read carefully, the Instructions and Advisory for COVID-19 given with the Admit Card and strictly adhere to them.
3. The Admit Card is provisional, subject to satisfying the eligibility conditions as given in the Prospectus/Information Bulletin.
4. As a precaution for COVID-19, the candidate must reach the Centre at the time as indicated against Reporting/Entry time at Centre, in the Admit Card.
5. No candidate shall be permitted to enter after the Gate Closing Time.
6. No candidate shall be permitted to leave the Examination Room/ Hall before the end of the examination.
7. On completion of the examination, please wait for instructions from Invigilator and do not get up from your seat until advised. The candidates will be permitted to move out, one at a time only
8. Candidates are advised to verify the location of the test venue, a day in advance so that they do not face any problem on the day of the test.
9. If religion/customs require you to wear specific attire, please visit the Centre early for thorough checking and mandatory frisking.
10. No Candidate would be allowed to enter the Examination Centre, without Admit Card and undertaking, Valid ID Proof and proper frisking. Frisking through Handheld Metal Detector (HHMD), will be carried out without physical touch.
11. Candidates will be permitted to carry only the following items with them into the examination venue:
  - Personal transparent water bottle,
  - Personal hand sanitizer (50 ml)
  - A simple transparent Ball Point Pen
  - Admit Card along with Self Declaration (Undertaking) downloaded from the NTA website (a clear printout on A4 size paper) duly filled in.
  - Additional passport size photograph for pasting on the Attendance Sheet
  - Original valid ID proof
  - Mask and Gloves
12. Before reaching the Centre, candidates must enter required details in the Self Declaration (Undertaking) in legible handwriting, paste the Photograph and put a thumb impression at the appropriate place on the Admit Card. They should ensure that their Left-Hand Thumb Impression is clear and not smudged.
13. Candidate must carry "Any one of the original and valid Photo Identification Proof issued by the Government" – PAN card/Driving Licence/Voter ID/ Passport/ Aadhaar Card (With photograph)/ E-Aadhaar/ Ration Card/ Aadhaar Enrolment No. with Photo. All other ID/Photocopies of IDs even if attested/scanned photos of IDs in the mobile phone will NOT be considered as valid ID Proof.
14. The candidate must bring a PwD certificate issued by the Competent Authority if claiming relaxation under the PwD category.
15. NTA will provide a scribe to eligible PwD candidates who have indicated their requirement in their application form. They are not allowed to use their own scribe.
16. Candidates are NOT allowed to carry any other personal belongings including electronic devices, mobile phones to the Examination Centre. Examination Officials will not be responsible for the safekeeping of personal belongings and there will be no facility.
17. Shoes/footwear with thick soles and garments with large buttons are NOT permitted.
18. Blank paper sheets for rough work will be provided in the examination Hall/Room. Candidates must write their name and Roll Number at the top of each of the sheet(s) and must drop the sheet/s in the designated drop box without fail, before leaving the Examination Hall/Room. Failure to do so may result in a non-evaluation of your answers.
19. Duly filled in Admit Card must be dropped in the designated drop box while leaving the examination Hall/Room. Failure to do so may result in the non- evaluation of your answers.
20. No Candidate should adopt any unfair means or indulge in any unfair examination practices. All the Examination Centres are under surveillance of CCTV and equipped with Jammers.
21. If at any stage, it is found that the candidate has submitted multiple applications, his/her candidature will be cancelled and legal action will be taken including debarring in all future examinations conducted by NTA.
22. Candidates are advised to check updates on NTA's website, i.e. [www.nta.ac.in](http://www.nta.ac.in) and <https://swayam.nta.ac.in/> regularly. They should also check their mailbox on the registered E-mail address and SMS in their registered Mobile No. for the latest updates and information regarding the exam.
23. Kindly check SWAYAM-January 2022 Semester Exam Schedule carefully.
24. For any clarification/assistance, you can write to NTA at [swayam@nta.ac.in](mailto:swayam@nta.ac.in) or call at Helpline number 011-40759000.

Instructions to candidates of hybrid papers( i.e. those that are delivered in the CBT mode and paper pen mode):

25. All questions of the hybrid papers will be delivered on the computer screen.
26. Section A of hybrid papers comprise MCQs. They are to be answered on the screen. These should not be written on the physical answer book.
27. Section B and C of hybrid papers comprise descriptive questions which are to be answered in physical answer books that will be provided in the exam centre. Answers to questions of both the Sections B and C are to be written on the same answer book.
28. Candidate will be required to hand over the physical answer books relating to Section B and Section C, (even if he/she chooses not to attempt Section B and Section C), to the invigilator before leaving the exam hall. They are not allowed to take the physical answer books of Section B and Section C with them after the conclusion of the exam. An such act will be deemed to be an act of unfair means.

## ADVISORY FOR CANDIDATES REGARDING COVID-19

NTA will implement Social Distancing measures as per the Government of India Guidelines in the current scenario of COVID-19 to ensure the health & safety of the candidates. Adequate measures are being implemented for the safety of all without compromising the high standards, sanctity, and fairness in the conduct of the examination. Candidates are also required to adhere to Guidelines and processes for Social Distancing and hygiene to ensure the safety & health of their own and fellow candidates.

For safety purposes, NTA strongly advises candidates not to bring anything other than permitted items. However, in the case of an unavoidable situation, there will be an arrangement to store the bags at Centres at the owner's risk

### Preparation at Centre

1. Standard Operating Procedures for implementing safety precautions and for maintaining the required standard of hygiene will be implemented. Before the test starts, the Seating Area including the monitor keyboard, mouse, webcam, desk and chair will be thoroughly sanitized. All door handles, staircase railing, lift buttons, etc. will be disinfected.
2. The gap between the 2 seats will be maintained as per GoI guidelines.
3. Hand Sanitizer will be available at entry and inside the exam venue at various places for candidates and Centre staff to use.
4. Thermo guns will be used to check the body temperature of candidates.
5. Bar code readers will be used at the entry point to scan Bar code on the Admit Card. The room/hall number will be informed to the candidates at this point.
6. Rough sheets (6 Nos.) will be kept at all desks before the start of the exam by Invigilators wearing gloves to ensure hygiene.
7. It is ensured that all the processes are touch-free, to the maximum possible extent, to ensure Social Distancing norms.
8. Candidates are expected to reach the Centre as per the Reporting/Entry time at Centre given in the Admit Card to avoid any crowding at the Centre at the time of entry and to maintain social distancing.

### Pre-Exam Preparation

1. Candidate to check Reporting/ Entry time at Centre given in the Admit Card and to reach Centre as per Reporting Time only to avoid any crowding at the Centre at the time of entry and to maintain social distancing.
2. Candidate should fill Admit card and Undertaking completely and properly, as per instructions.
3. Candidates will be permitted to carry only certain items with them into the venue as mentioned in Point 11 of "Important Instructions to Candidates" on Page 2.

### At time of Entry

1. Candidates need to maintain a space of at least 6 feet from each other at all times. Queue manager/ropes and Floor Marks will be arranged outside the Centre.
2. Lab numbers will not be displayed outside the Centre to avoid any crowding at any one place in any situation.
3. Candidates will be required to sanitize hands by washing with soap and/or with Hand Sanitizer before entry into the Centre. Hand sanitiser will be available at various locations in the Centre
4. Candidate should bring duly filled in Admit Card and Undertaking as per instructions.
5. Do not bring prohibited items to the exam Centre as there are no arrangements available for safekeeping your belongings. Please refer to Point-11 of IMPORTANT INSTRUCTIONS FOR CANDIDATES given on Page-2 for permitted items.
6. At the time of entry, the filled-in Undertaking on Admit Card and body temperature (using Thermo Guns) will be checked and Centre staff will guide you to your lab after contact-free frisking and document verification. If the body temperature is higher than the COVID-19 norms, the Candidate would be required to take the exam in a separate room. Candidates are required to strictly adhere to instructions provided by Centre staff.
7. Please observe that no one will be denied permission to appear in the examination unless he/ she violates the COVID-19 directives/advisories of Government (Central/State) applicable on the day of exam and instructions mentioned in the Admit Card.

### During Examination





1. Candidates will be offered a fresh 3 Ply mask before entry. In order to stop chances of any UFM being used in the examination, the candidate is expected to wear the freshly provided mask at the Centre. The candidate will be requested to remove the mask worn by him/ her from home, and use only the mask provided at the Centre, in the test room.
2. A4 size sheets will be kept at each candidate's desk for use by the candidate for Rough work. If Additional sheets are required for rough work by the candidate, the same shall be made available on demand.
3. Before the test starts, the seating Area including the monitor keyboard, mouse, webcam, desk and chair will be thoroughly sanitized. Candidates can further sanitize the same with sanitisers that will be made available in the examination lab/room/hall.
4. Candidates are required to paste passport size photograph and sign on the Attendance Sheet after sanitizing hands with sanitiser.

### After Examination

1. On completion of the test, the candidates will be permitted to move out in an orderly manner, one candidate at a time. Please wait for instructions from the invigilator and do not get up from your seat until advised.
2. Candidate must drop the Admit Card and Rough Sheets in the drop boxes after displaying to the staff available next to dropbox while leaving the exam Hall/Room. If any candidate misses dropping Admit Card or Rough Sheets in boxes, action (which also includes disqualification from the exam) can be taken against him/her.



**ADMIT CARD - PROVISIONAL**  
Study Webs of Active-Learning for Young Aspiring Minds (SWAYAM) January 2022 Semester

Roll Number	3161740386	Application Number	44501176			
Candidate's Name	K.M.PREETHI	Gender	Female			
Category	Gen	Date of Birth	08-07-1999			
Person with Disability (PWD)	No					
	Candidate's Signature					
Course Code	Course Name	Mode of Exam	Exam Date	Reporting Time	Gate Closing Time	Time of Exam
nou22-ed02	BES 123: Teaching and Learning	CBT	29-08-2022	07:30 AM	08:30 AM	09:00 AM - 12:00 Noon
Venue	TAGORE INSTITUTE OF ENGINEERING & TECHNOLOGY - DEVIYAKURICHI,TK ATTUR, SALEM,TAMILNADU;PINCODE-636112					
SELF DECLARATION (UNDERTAKING)					 Senior Director, NTA	

I K.M.PREETHI, resident of 517-1/10, MARIYAMMAN KOVIL STREET,Salem, do hereby, declare the following that

- I have read the Instructions, Guidelines and relevant orders of Govt. of India pertaining to COVID-19 pandemic
- I have read Information Bulletin, Instructions and Notices related to this examination available on the website <https://nta.ac.in/> and <https://swayam.nta.ac.in/>
- I have, in the last 14 days (please tick ✓, wherever it is applicable to you, otherwise leave blank):

a) the following flu-like symptoms:

- |                |                          |                              |                          |
|----------------|--------------------------|------------------------------|--------------------------|
| Fever          | <input type="checkbox"/> | Cough                        | <input type="checkbox"/> |
| Breathlessness | <input type="checkbox"/> | Sore Throat/Runny Nose       | <input type="checkbox"/> |
| Body ache:     | <input type="checkbox"/> | Others- Please specify ..... | <input type="checkbox"/> |

b) been in close contact with a confirmed case of COVID-19 ("Close contact" means being at less than one metre distance for more than 15 minutes.)

c) not been in close contact with a person suffering from Covid-19 and am NOT under mandatory quarantine:

d) Travelled to the following cities/ countries in the last 14 days prior to arriving at the Centre.

	1st City	2nd City	3rd City	4th City
Name of the City/Country				
Date of Arrival in Centre City				

4. The health and wellbeing of our community is our first priority; therefore the Centre reserves the right to deny entry to its premises.

5. I have read the detailed "IMPORTANT INSTRUCTIONS for CANDIDATES" as given on Page-2 and "ADVISORY for CANDIDATES REGARDING COVID-19" as given on Page-3 and I undertake to abide by the same.

Candidate's Photograph (same as uploaded on the application form) (To be pasted before reaching the Centre)	Candidate's Left hand thumb impression (To be affixed before reaching the Centre)	Candidate's Signature (To be signed, On the Day of Examination, in the presence of Invigilator only)
--	--	---

The above undertaking has to be filled up in advance before reaching the Centre, except candidate's signature which has to be done in the presence of the invigilator.



## IMPORTANT INSTRUCTIONS FOR CANDIDATES

1. This Admit Card consists of three pages- Page 1 contains the Centre details and Self Declaration (Undertaking) form regarding COVID-19, Page 2 has "Important instruction for candidates" and Page 3 has "Advisory for candidates regarding COVID-19". The candidate has to download all three pages.
2. All candidates are required to download and read carefully, the Instructions and Advisory for COVID-19 given with the Admit Card and strictly adhere to them.
3. The Admit Card is provisional, subject to satisfying the eligibility conditions as given in the Prospectus/Information Bulletin.
4. As a precaution for COVID-19, the candidate must reach the Centre at the time as indicated against Reporting/Entry time at Centre, in the Admit Card.
5. No candidate shall be permitted to enter after the Gate Closing Time.
6. No candidate shall be permitted to leave the Examination Room/ Hall before the end of the examination.
7. On completion of the examination, please wait for instructions from Invigilator and do not get up from your seat until advised. The candidates will be permitted to move out, one at a time only
8. Candidates are advised to verify the location of the test venue, a day in advance so that they do not face any problem on the day of the test.
9. If religion/customs require you to wear specific attire, please visit the Centre early for thorough checking and mandatory frisking.
10. No Candidate would be allowed to enter the Examination Centre, without Admit Card and undertaking, Valid ID Proof and proper frisking. Frisking through Handheld Metal Detector (HHMD), will be carried out without physical touch.
11. Candidates will be permitted to carry only the following items with them into the examination venue:
  - Personal transparent water bottle,
  - Personal hand sanitizer (50 ml)
  - A simple transparent Ball Point Pen
  - Admit Card along with Self Declaration (Undertaking) downloaded from the NTA website (a clear printout on A4 size paper) duly filled in.
  - Additional passport size photograph for pasting on the Attendance Sheet
  - Original valid ID proof
  - Mask and Gloves
12. Before reaching the Centre, candidates must enter required details in the Self Declaration (Undertaking) in legible handwriting, paste the Photograph and put a thumb impression at the appropriate place on the Admit Card. They should ensure that their Left-Hand Thumb Impression is clear and not smudged.
13. Candidate must carry "Any one of the original and valid Photo Identification Proof issued by the Government" – PAN card/Driving Licence/Voter ID/ Passport/ Aadhaar Card (With photograph)/ E-Aadhaar/ Ration Card/ Aadhaar Enrolment No. with Photo. All other ID/Photocopies of IDs even if attested/scanned photos of IDs in the mobile phone will NOT be considered as valid ID Proof.
14. The candidate must bring a PwD certificate issued by the Competent Authority if claiming relaxation under the PwD category.
15. NTA will provide a scribe to eligible PwD candidates who have indicated their requirement in their application form. They are not allowed to use their own scribe.
16. Candidates are NOT allowed to carry any other personal belongings including electronic devices, mobile phones to the Examination Centre. Examination Officials will not be responsible for the safekeeping of personal belongings and there will be no facility.
17. Shoes/footwear with thick soles and garments with large buttons are NOT permitted.
18. Blank paper sheets for rough work will be provided in the examination Hall/Room. Candidates must write their name and Roll Number at the top of each of the sheet(s) and must drop the sheet/s in the designated drop box without fail, before leaving the Examination Hall/Room. Failure to do so may result in a non-evaluation of your answers.
19. Duly filled in Admit Card must be dropped in the designated drop box while leaving the examination Hall/Room. Failure to do so may result in the non- evaluation of your answers.
20. No Candidate should adopt any unfair means or indulge in any unfair examination practices. All the Examination Centres are under surveillance of CCTV and equipped with Jammers.
21. If at any stage, it is found that the candidate has submitted multiple applications, his/her candidature will be cancelled and legal action will be taken including debarring in all future examinations conducted by NTA.
22. Candidates are advised to check updates on NTA's website, i.e. [www.nta.ac.in](http://www.nta.ac.in) and <https://swayam.nta.ac.in/> regularly. They should also check their mailbox on the registered E-mail address and SMS in their registered Mobile No. for the latest updates and information regarding the exam.
23. Kindly check SWAYAM-January 2022 Semester Exam Schedule carefully.
24. For any clarification/assistance, you can write to NTA at [swayam@nta.ac.in](mailto:swayam@nta.ac.in) or call at Helpline number 011-40759000.

Instructions to candidates of hybrid papers( i.e. those that are delivered in the CBT mode and paper pen mode):

25. All questions of the hybrid papers will be delivered on the computer screen.
26. Section A of hybrid papers comprise MCQs. They are to be answered on the screen. These should not be written on the physical answer book.
27. Section B and C of hybrid papers comprise descriptive questions which are to be answered in physical answer books that will be provided in the exam centre. Answers to questions of both the Sections B and C are to be written on the same answer book.
28. Candidate will be required to hand over the physical answer books relating to Section B and Section C, (even if he/she chooses not to attempt Section B and Section C), to the invigilator before leaving the exam hall. They are not allowed to take the physical answer books of Section B and Section C with them after the conclusion of the exam. An such act will be deemed to be an act of unfair means.

## ADVISORY FOR CANDIDATES REGARDING COVID-19

NTA will implement Social Distancing measures as per the Government of India Guidelines in the current scenario of COVID-19 to ensure the health & safety of the candidates. Adequate measures are being implemented for the safety of all without compromising the high standards, sanctity, and fairness in the conduct of the examination. Candidates are also required to adhere to Guidelines and processes for Social Distancing and hygiene to ensure the safety & health of their own and fellow candidates.

For safety purposes, NTA strongly advises candidates not to bring anything other than permitted items. However, in the case of an unavoidable situation, there will be an arrangement to store the bags at Centres at the owner's risk

### Preparation at Centre

1. Standard Operating Procedures for implementing safety precautions and for maintaining the required standard of hygiene will be implemented. Before the test starts, the Seating Area including the monitor keyboard, mouse, webcam, desk and chair will be thoroughly sanitized. All door handles, staircase railing, lift buttons, etc. will be disinfected.
2. The gap between the 2 seats will be maintained as per GoI guidelines.
3. Hand Sanitizer will be available at entry and inside the exam venue at various places for candidates and Centre staff to use.
4. Thermo guns will be used to check the body temperature of candidates.
5. Bar code readers will be used at the entry point to scan Bar code on the Admit Card. The room/hall number will be informed to the candidates at this point.
6. Rough sheets (6 Nos.) will be kept at all desks before the start of the exam by Invigilators wearing gloves to ensure hygiene.
7. It is ensured that all the processes are touch-free, to the maximum possible extent, to ensure Social Distancing norms.
8. Candidates are expected to reach the Centre as per the Reporting/Entry time at Centre given in the Admit Card to avoid any crowding at the Centre at the time of entry and to maintain social distancing.

### Pre-Exam Preparation

1. Candidate to check Reporting/ Entry time at Centre given in the Admit Card and to reach Centre as per Reporting Time only to avoid any crowding at the Centre at the time of entry and to maintain social distancing.
2. Candidate should fill Admit card and Undertaking completely and properly, as per instructions.
3. Candidates will be permitted to carry only certain items with them into the venue as mentioned in Point 11 of "Important Instructions to Candidates" on Page 2.

### At time of Entry

1. Candidates need to maintain a space of at least 6 feet from each other at all times. Queue manager/ropes and Floor Marks will be arranged outside the Centre.
2. Lab numbers will not be displayed outside the Centre to avoid any crowding at any one place in any situation.
3. Candidates will be required to sanitize hands by washing with soap and/or with Hand Sanitizer before entry into the Centre. Hand sanitiser will be available at various locations in the Centre
4. Candidate should bring duly filled in Admit Card and Undertaking as per instructions.
5. Do not bring prohibited items to the exam Centre as there are no arrangements available for safekeeping your belongings. Please refer to Point-11 of IMPORTANT INSTRUCTIONS FOR CANDIDATES given on Page-2 for permitted items.
6. At the time of entry, the filled-in Undertaking on Admit Card and body temperature (using Thermo Guns) will be checked and Centre staff will guide you to your lab after contact-free frisking and document verification. If the body temperature is higher than the COVID-19 norms, the Candidate would be required to take the exam in a separate room. Candidates are required to strictly adhere to instructions provided by Centre staff.
7. Please observe that no one will be denied permission to appear in the examination unless he/ she violates the COVID-19 directives/advisories of Government (Central/State) applicable on the day of exam and instructions mentioned in the Admit Card.

### During Examination

1. Candidates will be offered a fresh 3 Ply mask before entry. In order to stop chances of any UFM being used in the examination, the candidate is expected to wear the freshly provided mask at the Centre. The candidate will be requested to remove the mask worn by him/ her from home, and use only the mask provided at the Centre, in the test room.
2. A4 size sheets will be kept at each candidate's desk for use by the candidate for Rough work. If Additional sheets are required for rough work by the candidate, the same shall be made available on demand.
3. Before the test starts, the seating Area including the monitor keyboard, mouse, webcam, desk and chair will be thoroughly sanitized. Candidates can further sanitize the same with sanitisers that will be made available in the examination lab/room/hall.
4. Candidates are required to paste passport size photograph and sign on the Attendance Sheet after sanitizing hands with sanitiser.


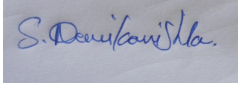


### After Examination

1. On completion of the test, the candidates will be permitted to move out in an orderly manner, one candidate at a time. Please wait for instructions from the invigilator and do not get up from your seat until advised.
2. Candidate must drop the Admit Card and Rough Sheets in the drop boxes after displaying to the staff available next to dropbox while leaving the exam Hall/Room. If any candidate misses dropping Admit Card or Rough Sheets in boxes, action (which also includes disqualification from the exam) can be taken against him/her.



ADMIT CARD - PROVISIONAL

Study Webs of Active-Learning for Young Aspiring Minds (SWAYAM) January 2022 Semester

Roll Number	3161740449	Application Number	83189395				
Candidate's Name	NAVIKANISHKA S	Gender	Female				
Category	SC	Date of Birth	29-10-2000				
Person with Disability (PWD)		No					
		Candidate's Signature					
							
Course Code	Course Name	Mode of Exam	Exam Date	Reporting Time	Gate Closing Time	Time of Exam	
nou22-ed02	BES 123: Teaching and Learning	CBT	29-08-2022	07:30 AM	08:30 AM	09:00 AM - 12:00 Noon	
Venue	TAGORE INSTITUTE OF ENGINEERING & TECHNOLOGY - DEVIYAKURICHI,TK ATTUR, SALEM,TAMILNADU;PINCODE-636112						
SELF DECLARATION (UNDERTAKING)						 Senior Director, NTA	

I NAVIKANISHKA S, resident of 2/30-149, Thasan kattu valavu,Salem, do hereby, declare the following that

- I have read the Instructions, Guidelines and relevant orders of Govt. of India pertaining to COVID-19 pandemic
- I have read Information Bulletin, Instructions and Notices related to this examination available on the website <https://nta.ac.in/> and <https://swayam.nta.ac.in/>
- I have, in the last 14 days (please tick ✓, wherever it is applicable to you, otherwise leave blank):

a) the following flu-like symptoms:

- |                |                          |                              |                          |
|----------------|--------------------------|------------------------------|--------------------------|
| Fever          | <input type="checkbox"/> | Cough                        | <input type="checkbox"/> |
| Breathlessness | <input type="checkbox"/> | Sore Throat/Runny Nose       | <input type="checkbox"/> |
| Body ache:     | <input type="checkbox"/> | Others- Please specify ..... | <input type="checkbox"/> |

b) been in close contact with a confirmed case of COVID-19 ("Close contact" means being at less than one metre distance for more than 15 minutes.)

c) not been in close contact with a person suffering from Covid-19 and am NOT under mandatory quarantine:

d) Travelled to the following cities/ countries in the last 14 days prior to arriving at the Centre.

	1st City	2nd City	3rd City	4th City
Name of the City/Country				
Date of Arrival in Centre City				

4. The health and wellbeing of our community is our first priority; therefore the Centre reserves the right to deny entry to its premises.

5. I have read the detailed "IMPORTANT INSTRUCTIONS for CANDIDATES" as given on Page-2 and "ADVISORY for CANDIDATES REGARDING COVID-19" as given on Page-3 and I undertake to abide by the same.

Candidate's Photograph (same as uploaded on the application form) (To be pasted before reaching the Centre)	Candidate's Left hand thumb impression (To be affixed before reaching the Centre)	Candidate's Signature (To be signed, On the Day of Examination, in the presence of Invigilator only)
--	--	---

The above undertaking has to be filled up in advance before reaching the Centre, except candidate's signature which has to be done in the presence of the invigilator.

## IMPORTANT INSTRUCTIONS FOR CANDIDATES

1. This Admit Card consists of three pages- Page 1 contains the Centre details and Self Declaration (Undertaking) form regarding COVID-19, Page 2 has "Important instruction for candidates" and Page 3 has "Advisory for candidates regarding COVID-19". The candidate has to download all three pages.
2. All candidates are required to download and read carefully, the Instructions and Advisory for COVID-19 given with the Admit Card and strictly adhere to them.
3. The Admit Card is provisional, subject to satisfying the eligibility conditions as given in the Prospectus/Information Bulletin.
4. As a precaution for COVID-19, the candidate must reach the Centre at the time as indicated against Reporting/Entry time at Centre, in the Admit Card.
5. No candidate shall be permitted to enter after the Gate Closing Time.
6. No candidate shall be permitted to leave the Examination Room/ Hall before the end of the examination.
7. On completion of the examination, please wait for instructions from Invigilator and do not get up from your seat until advised. The candidates will be permitted to move out, one at a time only
8. Candidates are advised to verify the location of the test venue, a day in advance so that they do not face any problem on the day of the test.
9. If religion/customs require you to wear specific attire, please visit the Centre early for thorough checking and mandatory frisking.
10. No Candidate would be allowed to enter the Examination Centre, without Admit Card and undertaking, Valid ID Proof and proper frisking. Frisking through Handheld Metal Detector (HHMD), will be carried out without physical touch.
11. Candidates will be permitted to carry only the following items with them into the examination venue:
  - Personal transparent water bottle,
  - Personal hand sanitizer (50 ml)
  - A simple transparent Ball Point Pen
  - Admit Card along with Self Declaration (Undertaking) downloaded from the NTA website (a clear printout on A4 size paper) duly filled in.
  - Additional passport size photograph for pasting on the Attendance Sheet
  - Original valid ID proof
  - Mask and Gloves
12. Before reaching the Centre, candidates must enter required details in the Self Declaration (Undertaking) in legible handwriting, paste the Photograph and put a thumb impression at the appropriate place on the Admit Card. They should ensure that their Left-Hand Thumb Impression is clear and not smudged.
13. Candidate must carry "Any one of the original and valid Photo Identification Proof issued by the Government" – PAN card/Driving Licence/Voter ID/ Passport/ Aadhaar Card (With photograph)/ E-Aadhaar/ Ration Card/ Aadhaar Enrolment No. with Photo. All other ID/Photocopies of IDs even if attested/scanned photos of IDs in the mobile phone will NOT be considered as valid ID Proof.
14. The candidate must bring a PwD certificate issued by the Competent Authority if claiming relaxation under the PwD category.
15. NTA will provide a scribe to eligible PwD candidates who have indicated their requirement in their application form. They are not allowed to use their own scribe.
16. Candidates are NOT allowed to carry any other personal belongings including electronic devices, mobile phones to the Examination Centre. Examination Officials will not be responsible for the safekeeping of personal belongings and there will be no facility.
17. Shoes/footwear with thick soles and garments with large buttons are NOT permitted.
18. Blank paper sheets for rough work will be provided in the examination Hall/Room. Candidates must write their name and Roll Number at the top of each of the sheet(s) and must drop the sheet/s in the designated drop box without fail, before leaving the Examination Hall/Room. Failure to do so may result in a non-evaluation of your answers.
19. Duly filled in Admit Card must be dropped in the designated drop box while leaving the examination Hall/Room. Failure to do so may result in the non- evaluation of your answers.
20. No Candidate should adopt any unfair means or indulge in any unfair examination practices. All the Examination Centres are under surveillance of CCTV and equipped with Jammers.
21. If at any stage, it is found that the candidate has submitted multiple applications, his/her candidature will be cancelled and legal action will be taken including debarring in all future examinations conducted by NTA.
22. Candidates are advised to check updates on NTA's website, i.e. [www.nta.ac.in](http://www.nta.ac.in) and <https://swayam.nta.ac.in/> regularly. They should also check their mailbox on the registered E-mail address and SMS in their registered Mobile No. for the latest updates and information regarding the exam.
23. Kindly check SWAYAM-January 2022 Semester Exam Schedule carefully.
24. For any clarification/assistance, you can write to NTA at [swayam@nta.ac.in](mailto:swayam@nta.ac.in) or call at Helpline number 011-40759000.

Instructions to candidates of hybrid papers( i.e. those that are delivered in the CBT mode and paper pen mode):

25. All questions of the hybrid papers will be delivered on the computer screen.
26. Section A of hybrid papers comprise MCQs. They are to be answered on the screen. These should not be written on the physical answer book.
27. Section B and C of hybrid papers comprise descriptive questions which are to be answered in physical answer books that will be provided in the exam centre. Answers to questions of both the Sections B and C are to be written on the same answer book.
28. Candidate will be required to hand over the physical answer books relating to Section B and Section C, (even if he/she chooses not to attempt Section B and Section C), to the invigilator before leaving the exam hall. They are not allowed to take the physical answer books of Section B and Section C with them after the conclusion of the exam. An such act will be deemed to be an act of unfair means.

## ADVISORY FOR CANDIDATES REGARDING COVID-19

NTA will implement Social Distancing measures as per the Government of India Guidelines in the current scenario of COVID-19 to ensure the health & safety of the candidates. Adequate measures are being implemented for the safety of all without compromising the high standards, sanctity, and fairness in the conduct of the examination. Candidates are also required to adhere to Guidelines and processes for Social Distancing and hygiene to ensure the safety & health of their own and fellow candidates.

For safety purposes, NTA strongly advises candidates not to bring anything other than permitted items. However, in the case of an unavoidable situation, there will be an arrangement to store the bags at Centres at the owner's risk

### Preparation at Centre

1. Standard Operating Procedures for implementing safety precautions and for maintaining the required standard of hygiene will be implemented. Before the test starts, the Seating Area including the monitor keyboard, mouse, webcam, desk and chair will be thoroughly sanitized. All door handles, staircase railing, lift buttons, etc. will be disinfected.
2. The gap between the 2 seats will be maintained as per GoI guidelines.
3. Hand Sanitizer will be available at entry and inside the exam venue at various places for candidates and Centre staff to use.
4. Thermo guns will be used to check the body temperature of candidates.
5. Bar code readers will be used at the entry point to scan Bar code on the Admit Card. The room/hall number will be informed to the candidates at this point.
6. Rough sheets (6 Nos.) will be kept at all desks before the start of the exam by Invigilators wearing gloves to ensure hygiene.
7. It is ensured that all the processes are touch-free, to the maximum possible extent, to ensure Social Distancing norms.
8. Candidates are expected to reach the Centre as per the Reporting/Entry time at Centre given in the Admit Card to avoid any crowding at the Centre at the time of entry and to maintain social distancing.

### Pre-Exam Preparation

1. Candidate to check Reporting/ Entry time at Centre given in the Admit Card and to reach Centre as per Reporting Time only to avoid any crowding at the Centre at the time of entry and to maintain social distancing.
2. Candidate should fill Admit card and Undertaking completely and properly, as per instructions.
3. Candidates will be permitted to carry only certain items with them into the venue as mentioned in Point 11 of "Important Instructions to Candidates" on Page 2.

### At time of Entry

1. Candidates need to maintain a space of at least 6 feet from each other at all times. Queue manager/ropes and Floor Marks will be arranged outside the Centre.
2. Lab numbers will not be displayed outside the Centre to avoid any crowding at any one place in any situation.
3. Candidates will be required to sanitize hands by washing with soap and/or with Hand Sanitizer before entry into the Centre. Hand sanitiser will be available at various locations in the Centre
4. Candidate should bring duly filled in Admit Card and Undertaking as per instructions.
5. Do not bring prohibited items to the exam Centre as there are no arrangements available for safekeeping your belongings. Please refer to Point-11 of IMPORTANT INSTRUCTIONS FOR CANDIDATES given on Page-2 for permitted items.
6. At the time of entry, the filled-in Undertaking on Admit Card and body temperature (using Thermo Guns) will be checked and Centre staff will guide you to your lab after contact-free frisking and document verification. If the body temperature is higher than the COVID-19 norms, the Candidate would be required to take the exam in a separate room. Candidates are required to strictly adhere to instructions provided by Centre staff.
7. Please observe that no one will be denied permission to appear in the examination unless he/ she violates the COVID-19 directives/advisories of Government (Central/State) applicable on the day of exam and instructions mentioned in the Admit Card.

### During Examination

1. Candidates will be offered a fresh 3 Ply mask before entry. In order to stop chances of any UFM being used in the examination, the candidate is expected to wear the freshly provided mask at the Centre. The candidate will be requested to remove the mask worn by him/ her from home, and use only the mask provided at the Centre, in the test room.
2. A4 size sheets will be kept at each candidate's desk for use by the candidate for Rough work. If Additional sheets are required for rough work by the candidate, the same shall be made available on demand.
3. Before the test starts, the seating Area including the monitor keyboard, mouse, webcam, desk and chair will be thoroughly sanitized. Candidates can further sanitize the same with sanitisers that will be made available in the examination lab/room/hall.
4. Candidates are required to paste passport size photograph and sign on the Attendance Sheet after sanitizing hands with sanitiser.




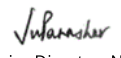
### After Examination

1. On completion of the test, the candidates will be permitted to move out in an orderly manner, one candidate at a time. Please wait for instructions from the invigilator and do not get up from your seat until advised.
2. Candidate must drop the Admit Card and Rough Sheets in the drop boxes after displaying to the staff available next to dropbox while leaving the exam Hall/Room. If any candidate misses dropping Admit Card or Rough Sheets in boxes, action (which also includes disqualification from the exam) can be taken against him/her.



ADMIT CARD - PROVISIONAL

Study Webs of Active-Learning for Young Aspiring Minds (SWAYAM) January 2022 Semester

Roll Number	3161740368	Application Number	34215329				
Candidate's Name	R.GOKILA	Gender	Female				
Category	Gen	Date of Birth	15-03-2001				
Person with Disability (PWD)		No					
		Candidate's Signature					
							
Course Code	Course Name	Mode of Exam	Exam Date	Reporting Time	Gate Closing Time	Time of Exam	
nou22-ed02	BES 123: Teaching and Learning	CBT	29-08-2022	07:30 AM	08:30 AM	09:00 AM - 12:00 Noon	
Venue	TAGORE INSTITUTE OF ENGINEERING & TECHNOLOGY - DEVIYAKURICHI,TK ATTUR, SALEM,TAMILNADU;PINCODE-636112						
SELF DECLARATION (UNDERTAKING)						 Senior Director, NTA	

I R.GOKILA, resident of 4/148 Melathenur main road,Villupuram, do hereby, declare the following that

- I have read the Instructions, Guidelines and relevant orders of Govt. of India pertaining to COVID-19 pandemic
- I have read Information Bulletin, Instructions and Notices related to this examination available on the website <https://nta.ac.in/> and <https://swayam.nta.ac.in/>
- I have, in the last 14 days (please tick ✓, wherever it is applicable to you, otherwise leave blank):

a) the following flu-like symptoms:

- |                |                          |                              |                          |
|----------------|--------------------------|------------------------------|--------------------------|
| Fever          | <input type="checkbox"/> | Cough                        | <input type="checkbox"/> |
| Breathlessness | <input type="checkbox"/> | Sore Throat/Runny Nose       | <input type="checkbox"/> |
| Body ache:     | <input type="checkbox"/> | Others- Please specify ..... | <input type="checkbox"/> |

b) been in close contact with a confirmed case of COVID-19 ("Close contact" means being at less than one metre distance for more than 15 minutes.)

c) not been in close contact with a person suffering from Covid-19 and am NOT under mandatory quarantine:

d) Travelled to the following cities/ countries in the last 14 days prior to arriving at the Centre.

	1st City	2nd City	3rd City	4th City
Name of the City/Country				
Date of Arrival in Centre City				

4. The health and wellbeing of our community is our first priority; therefore the Centre reserves the right to deny entry to its premises.

5. I have read the detailed "IMPORTANT INSTRUCTIONS for CANDIDATES" as given on Page-2 and "ADVISORY for CANDIDATES REGARDING COVID-19" as given on Page-3 and I undertake to abide by the same.

Candidate's Photograph (same as uploaded on the application form) (To be pasted before reaching the Centre)	Candidate's Left hand thumb impression (To be affixed before reaching the Centre)	Candidate's Signature (To be signed, On the Day of Examination, in the presence of Invigilator only)
--	--	---

The above undertaking has to be filled up in advance before reaching the Centre, except candidate's signature which has to be done in the presence of the invigilator.

## IMPORTANT INSTRUCTIONS FOR CANDIDATES

1. This Admit Card consists of three pages- Page 1 contains the Centre details and Self Declaration (Undertaking) form regarding COVID-19, Page 2 has "Important instruction for candidates" and Page 3 has "Advisory for candidates regarding COVID-19". The candidate has to download all three pages.
2. All candidates are required to download and read carefully, the Instructions and Advisory for COVID-19 given with the Admit Card and strictly adhere to them.
3. The Admit Card is provisional, subject to satisfying the eligibility conditions as given in the Prospectus/Information Bulletin.
4. As a precaution for COVID-19, the candidate must reach the Centre at the time as indicated against Reporting/Entry time at Centre, in the Admit Card.
5. No candidate shall be permitted to enter after the Gate Closing Time.
6. No candidate shall be permitted to leave the Examination Room/ Hall before the end of the examination.
7. On completion of the examination, please wait for instructions from Invigilator and do not get up from your seat until advised. The candidates will be permitted to move out, one at a time only
8. Candidates are advised to verify the location of the test venue, a day in advance so that they do not face any problem on the day of the test.
9. If religion/customs require you to wear specific attire, please visit the Centre early for thorough checking and mandatory frisking.
10. No Candidate would be allowed to enter the Examination Centre, without Admit Card and undertaking, Valid ID Proof and proper frisking. Frisking through Handheld Metal Detector (HHMD), will be carried out without physical touch.
11. Candidates will be permitted to carry only the following items with them into the examination venue:
  - Personal transparent water bottle,
  - Personal hand sanitizer (50 ml)
  - A simple transparent Ball Point Pen
  - Admit Card along with Self Declaration (Undertaking) downloaded from the NTA website (a clear printout on A4 size paper) duly filled in.
  - Additional passport size photograph for pasting on the Attendance Sheet
  - Original valid ID proof
  - Mask and Gloves
12. Before reaching the Centre, candidates must enter required details in the Self Declaration (Undertaking) in legible handwriting, paste the Photograph and put a thumb impression at the appropriate place on the Admit Card. They should ensure that their Left-Hand Thumb Impression is clear and not smudged.
13. Candidate must carry "Any one of the original and valid Photo Identification Proof issued by the Government" – PAN card/Driving Licence/Voter ID/ Passport/ Aadhaar Card (With photograph)/ E-Aadhaar/ Ration Card/ Aadhaar Enrolment No. with Photo. All other ID/Photocopies of IDs even if attested/scanned photos of IDs in the mobile phone will NOT be considered as valid ID Proof.
14. The candidate must bring a PwD certificate issued by the Competent Authority if claiming relaxation under the PwD category.
15. NTA will provide a scribe to eligible PwD candidates who have indicated their requirement in their application form. They are not allowed to use their own scribe.
16. Candidates are NOT allowed to carry any other personal belongings including electronic devices, mobile phones to the Examination Centre. Examination Officials will not be responsible for the safekeeping of personal belongings and there will be no facility.
17. Shoes/footwear with thick soles and garments with large buttons are NOT permitted.
18. Blank paper sheets for rough work will be provided in the examination Hall/Room. Candidates must write their name and Roll Number at the top of each of the sheet(s) and must drop the sheet/s in the designated drop box without fail, before leaving the Examination Hall/Room. Failure to do so may result in a non-evaluation of your answers.
19. Duly filled in Admit Card must be dropped in the designated drop box while leaving the examination Hall/Room. Failure to do so may result in the non- evaluation of your answers.
20. No Candidate should adopt any unfair means or indulge in any unfair examination practices. All the Examination Centres are under surveillance of CCTV and equipped with Jammers.
21. If at any stage, it is found that the candidate has submitted multiple applications, his/her candidature will be cancelled and legal action will be taken including debarring in all future examinations conducted by NTA.
22. Candidates are advised to check updates on NTA's website, i.e. [www.nta.ac.in](http://www.nta.ac.in) and <https://swayam.nta.ac.in/> regularly. They should also check their mailbox on the registered E-mail address and SMS in their registered Mobile No. for the latest updates and information regarding the exam.
23. Kindly check SWAYAM-January 2022 Semester Exam Schedule carefully.
24. For any clarification/assistance, you can write to NTA at [swayam@nta.ac.in](mailto:swayam@nta.ac.in) or call at Helpline number 011-40759000.

Instructions to candidates of hybrid papers( i.e. those that are delivered in the CBT mode and paper pen mode):

25. All questions of the hybrid papers will be delivered on the computer screen.
26. Section A of hybrid papers comprise MCQs. They are to be answered on the screen. These should not be written on the physical answer book.
27. Section B and C of hybrid papers comprise descriptive questions which are to be answered in physical answer books that will be provided in the exam centre. Answers to questions of both the Sections B and C are to be written on the same answer book.
28. Candidate will be required to hand over the physical answer books relating to Section B and Section C, (even if he/she chooses not to attempt Section B and Section C), to the invigilator before leaving the exam hall. They are not allowed to take the physical answer books of Section B and Section C with them after the conclusion of the exam. An such act will be deemed to be an act of unfair means.

## ADVISORY FOR CANDIDATES REGARDING COVID-19

NTA will implement Social Distancing measures as per the Government of India Guidelines in the current scenario of COVID-19 to ensure the health & safety of the candidates. Adequate measures are being implemented for the safety of all without compromising the high standards, sanctity, and fairness in the conduct of the examination. Candidates are also required to adhere to Guidelines and processes for Social Distancing and hygiene to ensure the safety & health of their own and fellow candidates.

For safety purposes, NTA strongly advises candidates not to bring anything other than permitted items. However, in the case of an unavoidable situation, there will be an arrangement to store the bags at Centres at the owner's risk

### Preparation at Centre

1. Standard Operating Procedures for implementing safety precautions and for maintaining the required standard of hygiene will be implemented. Before the test starts, the Seating Area including the monitor keyboard, mouse, webcam, desk and chair will be thoroughly sanitized. All door handles, staircase railing, lift buttons, etc. will be disinfected.
2. The gap between the 2 seats will be maintained as per GoI guidelines.
3. Hand Sanitizer will be available at entry and inside the exam venue at various places for candidates and Centre staff to use.
4. Thermo guns will be used to check the body temperature of candidates.
5. Bar code readers will be used at the entry point to scan Bar code on the Admit Card. The room/hall number will be informed to the candidates at this point.
6. Rough sheets (6 Nos.) will be kept at all desks before the start of the exam by Invigilators wearing gloves to ensure hygiene.
7. It is ensured that all the processes are touch-free, to the maximum possible extent, to ensure Social Distancing norms.
8. Candidates are expected to reach the Centre as per the Reporting/Entry time at Centre given in the Admit Card to avoid any crowding at the Centre at the time of entry and to maintain social distancing.

### Pre-Exam Preparation

1. Candidate to check Reporting/ Entry time at Centre given in the Admit Card and to reach Centre as per Reporting Time only to avoid any crowding at the Centre at the time of entry and to maintain social distancing.
2. Candidate should fill Admit card and Undertaking completely and properly, as per instructions.
3. Candidates will be permitted to carry only certain items with them into the venue as mentioned in Point 11 of "Important Instructions to Candidates" on Page 2.

### At time of Entry

1. Candidates need to maintain a space of at least 6 feet from each other at all times. Queue manager/ropes and Floor Marks will be arranged outside the Centre.
2. Lab numbers will not be displayed outside the Centre to avoid any crowding at any one place in any situation.
3. Candidates will be required to sanitize hands by washing with soap and/or with Hand Sanitizer before entry into the Centre. Hand sanitiser will be available at various locations in the Centre
4. Candidate should bring duly filled in Admit Card and Undertaking as per instructions.
5. Do not bring prohibited items to the exam Centre as there are no arrangements available for safekeeping your belongings. Please refer to Point-11 of IMPORTANT INSTRUCTIONS FOR CANDIDATES given on Page-2 for permitted items.
6. At the time of entry, the filled-in Undertaking on Admit Card and body temperature (using Thermo Guns) will be checked and Centre staff will guide you to your lab after contact-free frisking and document verification. If the body temperature is higher than the COVID-19 norms, the Candidate would be required to take the exam in a separate room. Candidates are required to strictly adhere to instructions provided by Centre staff.
7. Please observe that no one will be denied permission to appear in the examination unless he/ she violates the COVID-19 directives/advisories of Government (Central/State) applicable on the day of exam and instructions mentioned in the Admit Card.

### During Examination

1. Candidates will be offered a fresh 3 Ply mask before entry. In order to stop chances of any UFM being used in the examination, the candidate is expected to wear the freshly provided mask at the Centre. The candidate will be requested to remove the mask worn by him/ her from home, and use only the mask provided at the Centre, in the test room.
2. A4 size sheets will be kept at each candidate's desk for use by the candidate for Rough work. If Additional sheets are required for rough work by the candidate, the same shall be made available on demand.
3. Before the test starts, the seating Area including the monitor keyboard, mouse, webcam, desk and chair will be thoroughly sanitized. Candidates can further sanitize the same with sanitisers that will be made available in the examination lab/room/hall.
4. Candidates are required to paste passport size photograph and sign on the Attendance Sheet after sanitizing hands with sanitiser.

### After Examination





1. On completion of the test, the candidates will be permitted to move out in an orderly manner, one candidate at a time. Please wait for instructions from the invigilator and do not get up from your seat until advised.
2. Candidate must drop the Admit Card and Rough Sheets in the drop boxes after displaying to the staff available next to dropbox while leaving the exam Hall/Room. If any candidate misses dropping Admit Card or Rough Sheets in boxes, action (which also includes disqualification from the exam) can be taken against him/her.





ADMIT CARD - PROVISIONAL

Study Webs of Active-Learning for Young Aspiring Minds (SWAYAM) January 2022 Semester

Roll Number	3161740370	Application Number	36101694			
Candidate's Name	R.R.KARUNYA	Gender	Female			
Category	Gen	Date of Birth	28-04-2001			
Person with Disability (PWD)	No					
	Candidate's Signature					
Course Code	Course Name	Mode of Exam	Exam Date	Reporting Time	Gate Closing Time	Time of Exam
nou22-ed02	BES 123: Teaching and Learning	CBT	29-08-2022	07:30 AM	08:30 AM	09:00 AM - 12:00 Noon
Venue	TAGORE INSTITUTE OF ENGINEERING & TECHNOLOGY - DEVIYAKURICHI,TK ATTUR, SALEM,TAMILNADU;PINCODE-636112					
SELF DECLARATION (UNDERTAKING)					 Senior Director, NTA	

I R.R.KARUNYA , resident of 117/39, Pennadam vengetramiyar street,salem,Salem, do hereby, declare the following that

- I have read the Instructions, Guidelines and relevant orders of Govt. of India pertaining to COVID-19 pandemic
- I have read Information Bulletin, Instructions and Notices related to this examination available on the website <https://nta.ac.in/> and <https://swayam.nta.ac.in/>
- I have, in the last 14 days (please tick ✓, wherever it is applicable to you, otherwise leave blank):

a) the following flu-like symptoms:

- |                |                          |                              |                          |
|----------------|--------------------------|------------------------------|--------------------------|
| Fever          | <input type="checkbox"/> | Cough                        | <input type="checkbox"/> |
| Breathlessness | <input type="checkbox"/> | Sore Throat/Runny Nose       | <input type="checkbox"/> |
| Body ache:     | <input type="checkbox"/> | Others- Please specify ..... | <input type="checkbox"/> |

b) been in close contact with a confirmed case of COVID-19 ("Close contact" means being at less than one metre distance for more than 15 minutes.)

c) not been in close contact with a person suffering from Covid-19 and am NOT under mandatory quarantine:

d) Travelled to the following cities/ countries in the last 14 days prior to arriving at the Centre.

	1st City	2nd City	3rd City	4th City
Name of the City/Country				
Date of Arrival in Centre City				

4. The health and wellbeing of our community is our first priority; therefore the Centre reserves the right to deny entry to its premises.

5. I have read the detailed "IMPORTANT INSTRUCTIONS for CANDIDATES" as given on Page-2 and "ADVISORY for CANDIDATES REGARDING COVID-19" as given on Page-3 and I undertake to abide by the same.

Candidate's Photograph (same as uploaded on the application form) (To be pasted before reaching the Centre)	Candidate's Left hand thumb impression (To be affixed before reaching the Centre)	Candidate's Signature (To be signed, On the Day of Examination, in the presence of Invigilator only)
--	--	---

The above undertaking has to be filled up in advance before reaching the Centre, except candidate's signature which has to be done in the presence of the invigilator.

## IMPORTANT INSTRUCTIONS FOR CANDIDATES

1. This Admit Card consists of three pages- Page 1 contains the Centre details and Self Declaration (Undertaking) form regarding COVID-19, Page 2 has "Important instruction for candidates" and Page 3 has "Advisory for candidates regarding COVID-19". The candidate has to download all three pages.
2. All candidates are required to download and read carefully, the Instructions and Advisory for COVID-19 given with the Admit Card and strictly adhere to them.
3. The Admit Card is provisional, subject to satisfying the eligibility conditions as given in the Prospectus/Information Bulletin.
4. As a precaution for COVID-19, the candidate must reach the Centre at the time as indicated against Reporting/Entry time at Centre, in the Admit Card.
5. No candidate shall be permitted to enter after the Gate Closing Time.
6. No candidate shall be permitted to leave the Examination Room/ Hall before the end of the examination.
7. On completion of the examination, please wait for instructions from Invigilator and do not get up from your seat until advised. The candidates will be permitted to move out, one at a time only
8. Candidates are advised to verify the location of the test venue, a day in advance so that they do not face any problem on the day of the test.
9. If religion/customs require you to wear specific attire, please visit the Centre early for thorough checking and mandatory frisking.
10. No Candidate would be allowed to enter the Examination Centre, without Admit Card and undertaking, Valid ID Proof and proper frisking. Frisking through Handheld Metal Detector (HHMD), will be carried out without physical touch.
11. Candidates will be permitted to carry only the following items with them into the examination venue:
  - Personal transparent water bottle,
  - Personal hand sanitizer (50 ml)
  - A simple transparent Ball Point Pen
  - Admit Card along with Self Declaration (Undertaking) downloaded from the NTA website (a clear printout on A4 size paper) duly filled in.
  - Additional passport size photograph for pasting on the Attendance Sheet
  - Original valid ID proof
  - Mask and Gloves
12. Before reaching the Centre, candidates must enter required details in the Self Declaration (Undertaking) in legible handwriting, paste the Photograph and put a thumb impression at the appropriate place on the Admit Card. They should ensure that their Left-Hand Thumb Impression is clear and not smudged.
13. Candidate must carry "Any one of the original and valid Photo Identification Proof issued by the Government" – PAN card/Driving Licence/Voter ID/ Passport/ Aadhaar Card (With photograph)/ E-Aadhaar/ Ration Card/ Aadhaar Enrolment No. with Photo. All other ID/Photocopies of IDs even if attested/scanned photos of IDs in the mobile phone will NOT be considered as valid ID Proof.
14. The candidate must bring a PwD certificate issued by the Competent Authority if claiming relaxation under the PwD category.
15. NTA will provide a scribe to eligible PwD candidates who have indicated their requirement in their application form. They are not allowed to use their own scribe.
16. Candidates are NOT allowed to carry any other personal belongings including electronic devices, mobile phones to the Examination Centre. Examination Officials will not be responsible for the safekeeping of personal belongings and there will be no facility.
17. Shoes/footwear with thick soles and garments with large buttons are NOT permitted.
18. Blank paper sheets for rough work will be provided in the examination Hall/Room. Candidates must write their name and Roll Number at the top of each of the sheet(s) and must drop the sheet/s in the designated drop box without fail, before leaving the Examination Hall/Room. Failure to do so may result in a non-evaluation of your answers.
19. Duly filled in Admit Card must be dropped in the designated drop box while leaving the examination Hall/Room. Failure to do so may result in the non- evaluation of your answers.
20. No Candidate should adopt any unfair means or indulge in any unfair examination practices. All the Examination Centres are under surveillance of CCTV and equipped with Jammers.
21. If at any stage, it is found that the candidate has submitted multiple applications, his/her candidature will be cancelled and legal action will be taken including debarring in all future examinations conducted by NTA.
22. Candidates are advised to check updates on NTA's website, i.e. [www.nta.ac.in](http://www.nta.ac.in) and <https://swayam.nta.ac.in/> regularly. They should also check their mailbox on the registered E-mail address and SMS in their registered Mobile No. for the latest updates and information regarding the exam.
23. Kindly check SWAYAM-January 2022 Semester Exam Schedule carefully.
24. For any clarification/assistance, you can write to NTA at [swayam@nta.ac.in](mailto:swayam@nta.ac.in) or call at Helpline number 011-40759000.

Instructions to candidates of hybrid papers( i.e. those that are delivered in the CBT mode and paper pen mode):

25. All questions of the hybrid papers will be delivered on the computer screen.
26. Section A of hybrid papers comprise MCQs. They are to be answered on the screen. These should not be written on the physical answer book.
27. Section B and C of hybrid papers comprise descriptive questions which are to be answered in physical answer books that will be provided in the exam centre. Answers to questions of both the Sections B and C are to be written on the same answer book.
28. Candidate will be required to hand over the physical answer books relating to Section B and Section C, (even if he/she chooses not to attempt Section B and Section C), to the invigilator before leaving the exam hall. They are not allowed to take the physical answer books of Section B and Section C with them after the conclusion of the exam. An such act will be deemed to be an act of unfair means.

## ADVISORY FOR CANDIDATES REGARDING COVID-19

NTA will implement Social Distancing measures as per the Government of India Guidelines in the current scenario of COVID-19 to ensure the health & safety of the candidates. Adequate measures are being implemented for the safety of all without compromising the high standards, sanctity, and fairness in the conduct of the examination. Candidates are also required to adhere to Guidelines and processes for Social Distancing and hygiene to ensure the safety & health of their own and fellow candidates.

For safety purposes, NTA strongly advises candidates not to bring anything other than permitted items. However, in the case of an unavoidable situation, there will be an arrangement to store the bags at Centres at the owner's risk

### Preparation at Centre

1. Standard Operating Procedures for implementing safety precautions and for maintaining the required standard of hygiene will be implemented. Before the test starts, the Seating Area including the monitor keyboard, mouse, webcam, desk and chair will be thoroughly sanitized. All door handles, staircase railing, lift buttons, etc. will be disinfected.
2. The gap between the 2 seats will be maintained as per GoI guidelines.
3. Hand Sanitizer will be available at entry and inside the exam venue at various places for candidates and Centre staff to use.
4. Thermo guns will be used to check the body temperature of candidates.
5. Bar code readers will be used at the entry point to scan Bar code on the Admit Card. The room/hall number will be informed to the candidates at this point.
6. Rough sheets (6 Nos.) will be kept at all desks before the start of the exam by Invigilators wearing gloves to ensure hygiene.
7. It is ensured that all the processes are touch-free, to the maximum possible extent, to ensure Social Distancing norms.
8. Candidates are expected to reach the Centre as per the Reporting/Entry time at Centre given in the Admit Card to avoid any crowding at the Centre at the time of entry and to maintain social distancing.

### Pre-Exam Preparation

1. Candidate to check Reporting/ Entry time at Centre given in the Admit Card and to reach Centre as per Reporting Time only to avoid any crowding at the Centre at the time of entry and to maintain social distancing.
2. Candidate should fill Admit card and Undertaking completely and properly, as per instructions.
3. Candidates will be permitted to carry only certain items with them into the venue as mentioned in Point 11 of "Important Instructions to Candidates" on Page 2.

### At time of Entry

1. Candidates need to maintain a space of at least 6 feet from each other at all times. Queue manager/ropes and Floor Marks will be arranged outside the Centre.
2. Lab numbers will not be displayed outside the Centre to avoid any crowding at any one place in any situation.
3. Candidates will be required to sanitize hands by washing with soap and/or with Hand Sanitizer before entry into the Centre. Hand sanitiser will be available at various locations in the Centre
4. Candidate should bring duly filled in Admit Card and Undertaking as per instructions.
5. Do not bring prohibited items to the exam Centre as there are no arrangements available for safekeeping your belongings. Please refer to Point-11 of IMPORTANT INSTRUCTIONS FOR CANDIDATES given on Page-2 for permitted items.
6. At the time of entry, the filled-in Undertaking on Admit Card and body temperature (using Thermo Guns) will be checked and Centre staff will guide you to your lab after contact-free frisking and document verification. If the body temperature is higher than the COVID-19 norms, the Candidate would be required to take the exam in a separate room. Candidates are required to strictly adhere to instructions provided by Centre staff.
7. Please observe that no one will be denied permission to appear in the examination unless he/ she violates the COVID-19 directives/advisories of Government (Central/State) applicable on the day of exam and instructions mentioned in the Admit Card.

### During Examination

1. Candidates will be offered a fresh 3 Ply mask before entry. In order to stop chances of any UFM being used in the examination, the candidate is expected to wear the freshly provided mask at the Centre. The candidate will be requested to remove the mask worn by him/ her from home, and use only the mask provided at the Centre, in the test room.
2. A4 size sheets will be kept at each candidate's desk for use by the candidate for Rough work. If Additional sheets are required for rough work by the candidate, the same shall be made available on demand.
3. Before the test starts, the seating Area including the monitor keyboard, mouse, webcam, desk and chair will be thoroughly sanitized. Candidates can further sanitize the same with sanitisers that will be made available in the examination lab/room/hall.
4. Candidates are required to paste passport size photograph and sign on the Attendance Sheet after sanitizing hands with sanitiser.




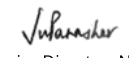
### After Examination

1. On completion of the test, the candidates will be permitted to move out in an orderly manner, one candidate at a time. Please wait for instructions from the invigilator and do not get up from your seat until advised.
2. Candidate must drop the Admit Card and Rough Sheets in the drop boxes after displaying to the staff available next to dropbox while leaving the exam Hall/Room. If any candidate misses dropping Admit Card or Rough Sheets in boxes, action (which also includes disqualification from the exam) can be taken against him/her.



## ADMIT CARD - PROVISIONAL

## Study Webs of Active-Learning for Young Aspiring Minds (SWAYAM) January 2022 Semester

Roll Number	3161740464	Application Number	96735332				
Candidate's Name	RESHMA R	Gender	Female				
Category	Gen	Date of Birth	22-06-2000				
Person with Disability (PWD)		No					
		Candidate's Signature					
Course Code	Course Name	Mode of Exam	Exam Date	Reporting Time	Gate Closing Time	Time of Exam	
nou22-ed02	BES 123: Teaching and Learning	CBT	29-08-2022	07:30 AM	08:30 AM	09:00 AM - 12:00 Noon	
Venue	TAGORE INSTITUTE OF ENGINEERING & TECHNOLOGY - DEVIYAKURICHI, TK ATTUR, SALEM, TAMILNADU; PINCODE-636112						
SELF DECLARATION (UNDERTAKING)						 Senior Director, NTA	

I RESHMA R, resident of 5/101, Salem, do hereby, declare the following that

- I have read the Instructions, Guidelines and relevant orders of Govt. of India pertaining to COVID-19 pandemic
- I have read Information Bulletin, Instructions and Notices related to this examination available on the website <https://nta.ac.in/> and <https://swayam.nta.ac.in/>
- I have, in the last 14 days (please tick ✓, wherever it is applicable to you, otherwise leave blank):

a) the following flu-like symptoms:

- |                |                          |                              |                          |
|----------------|--------------------------|------------------------------|--------------------------|
| Fever          | <input type="checkbox"/> | Cough                        | <input type="checkbox"/> |
| Breathlessness | <input type="checkbox"/> | Sore Throat/Runny Nose       | <input type="checkbox"/> |
| Body ache:     | <input type="checkbox"/> | Others- Please specify ..... | <input type="checkbox"/> |

b) been in close contact with a confirmed case of COVID-19 ("Close contact" means being at less than one metre distance for more than 15 minutes.)

c) not been in close contact with a person suffering from Covid-19 and am NOT under mandatory quarantine:

d) Travelled to the following cities/ countries in the last 14 days prior to arriving at the Centre.

	1st City	2nd City	3rd City	4th City
Name of the City/Country				
Date of Arrival in Centre City				

4. The health and wellbeing of our community is our first priority; therefore the Centre reserves the right to deny entry to its premises.

5. I have read the detailed "IMPORTANT INSTRUCTIONS for CANDIDATES" as given on Page-2 and "ADVISORY for CANDIDATES REGARDING COVID-19" as given on Page-3 and I undertake to abide by the same.

Candidate's Photograph (same as uploaded on the application form) (To be pasted before reaching the Centre)	Candidate's Left hand thumb impression (To be affixed before reaching the Centre)	Candidate's Signature (To be signed, On the Day of Examination, in the presence of Invigilator only)
--	--	---

The above undertaking has to be filled up in advance before reaching the Centre, except candidate's signature which has to be done in the presence of the invigilator.

## IMPORTANT INSTRUCTIONS FOR CANDIDATES

1. This Admit Card consists of three pages- Page 1 contains the Centre details and Self Declaration (Undertaking) form regarding COVID-19, Page 2 has "Important instruction for candidates" and Page 3 has "Advisory for candidates regarding COVID-19". The candidate has to download all three pages.
2. All candidates are required to download and read carefully, the Instructions and Advisory for COVID-19 given with the Admit Card and strictly adhere to them.
3. The Admit Card is provisional, subject to satisfying the eligibility conditions as given in the Prospectus/Information Bulletin.
4. As a precaution for COVID-19, the candidate must reach the Centre at the time as indicated against Reporting/Entry time at Centre, in the Admit Card.
5. No candidate shall be permitted to enter after the Gate Closing Time.
6. No candidate shall be permitted to leave the Examination Room/ Hall before the end of the examination.
7. On completion of the examination, please wait for instructions from Invigilator and do not get up from your seat until advised. The candidates will be permitted to move out, one at a time only
8. Candidates are advised to verify the location of the test venue, a day in advance so that they do not face any problem on the day of the test.
9. If religion/customs require you to wear specific attire, please visit the Centre early for thorough checking and mandatory frisking.
10. No Candidate would be allowed to enter the Examination Centre, without Admit Card and undertaking, Valid ID Proof and proper frisking. Frisking through Handheld Metal Detector (HHMD), will be carried out without physical touch.
11. Candidates will be permitted to carry only the following items with them into the examination venue:
  - Personal transparent water bottle,
  - Personal hand sanitizer (50 ml)
  - A simple transparent Ball Point Pen
  - Admit Card along with Self Declaration (Undertaking) downloaded from the NTA website (a clear printout on A4 size paper) duly filled in.
  - Additional passport size photograph for pasting on the Attendance Sheet
  - Original valid ID proof
  - Mask and Gloves
12. Before reaching the Centre, candidates must enter required details in the Self Declaration (Undertaking) in legible handwriting, paste the Photograph and put a thumb impression at the appropriate place on the Admit Card. They should ensure that their Left-Hand Thumb Impression is clear and not smudged.
13. Candidate must carry "Any one of the original and valid Photo Identification Proof issued by the Government" – PAN card/Driving Licence/Voter ID/ Passport/ Aadhaar Card (With photograph)/ E-Aadhaar/ Ration Card/ Aadhaar Enrolment No. with Photo. All other ID/Photocopies of IDs even if attested/scanned photos of IDs in the mobile phone will NOT be considered as valid ID Proof.
14. The candidate must bring a PwD certificate issued by the Competent Authority if claiming relaxation under the PwD category.
15. NTA will provide a scribe to eligible PwD candidates who have indicated their requirement in their application form. They are not allowed to use their own scribe.
16. Candidates are NOT allowed to carry any other personal belongings including electronic devices, mobile phones to the Examination Centre. Examination Officials will not be responsible for the safekeeping of personal belongings and there will be no facility.
17. Shoes/footwear with thick soles and garments with large buttons are NOT permitted.
18. Blank paper sheets for rough work will be provided in the examination Hall/Room. Candidates must write their name and Roll Number at the top of each of the sheet(s) and must drop the sheet/s in the designated drop box without fail, before leaving the Examination Hall/Room. Failure to do so may result in a non-evaluation of your answers.
19. Duly filled in Admit Card must be dropped in the designated drop box while leaving the examination Hall/Room. Failure to do so may result in the non- evaluation of your answers.
20. No Candidate should adopt any unfair means or indulge in any unfair examination practices. All the Examination Centres are under surveillance of CCTV and equipped with Jammers.
21. If at any stage, it is found that the candidate has submitted multiple applications, his/her candidature will be cancelled and legal action will be taken including debarring in all future examinations conducted by NTA.
22. Candidates are advised to check updates on NTA's website, i.e. [www.nta.ac.in](http://www.nta.ac.in) and <https://swayam.nta.ac.in/> regularly. They should also check their mailbox on the registered E-mail address and SMS in their registered Mobile No. for the latest updates and information regarding the exam.
23. Kindly check SWAYAM-January 2022 Semester Exam Schedule carefully.
24. For any clarification/assistance, you can write to NTA at [swayam@nta.ac.in](mailto:swayam@nta.ac.in) or call at Helpline number 011-40759000.

Instructions to candidates of hybrid papers( i.e. those that are delivered in the CBT mode and paper pen mode):

25. All questions of the hybrid papers will be delivered on the computer screen.
26. Section A of hybrid papers comprise MCQs. They are to be answered on the screen. These should not be written on the physical answer book.
27. Section B and C of hybrid papers comprise descriptive questions which are to be answered in physical answer books that will be provided in the exam centre. Answers to questions of both the Sections B and C are to be written on the same answer book.
28. Candidate will be required to hand over the physical answer books relating to Section B and Section C, (even if he/she chooses not to attempt Section B and Section C), to the invigilator before leaving the exam hall. They are not allowed to take the physical answer books of Section B and Section C with them after the conclusion of the exam. An such act will be deemed to be an act of unfair means.

## ADVISORY FOR CANDIDATES REGARDING COVID-19

NTA will implement Social Distancing measures as per the Government of India Guidelines in the current scenario of COVID-19 to ensure the health & safety of the candidates. Adequate measures are being implemented for the safety of all without compromising the high standards, sanctity, and fairness in the conduct of the examination. Candidates are also required to adhere to Guidelines and processes for Social Distancing and hygiene to ensure the safety & health of their own and fellow candidates.

For safety purposes, NTA strongly advises candidates not to bring anything other than permitted items. However, in the case of an unavoidable situation, there will be an arrangement to store the bags at Centres at the owner's risk

### Preparation at Centre

1. Standard Operating Procedures for implementing safety precautions and for maintaining the required standard of hygiene will be implemented. Before the test starts, the Seating Area including the monitor keyboard, mouse, webcam, desk and chair will be thoroughly sanitized. All door handles, staircase railing, lift buttons, etc. will be disinfected.
2. The gap between the 2 seats will be maintained as per GoI guidelines.
3. Hand Sanitizer will be available at entry and inside the exam venue at various places for candidates and Centre staff to use.
4. Thermo guns will be used to check the body temperature of candidates.
5. Bar code readers will be used at the entry point to scan Bar code on the Admit Card. The room/hall number will be informed to the candidates at this point.
6. Rough sheets (6 Nos.) will be kept at all desks before the start of the exam by Invigilators wearing gloves to ensure hygiene.
7. It is ensured that all the processes are touch-free, to the maximum possible extent, to ensure Social Distancing norms.
8. Candidates are expected to reach the Centre as per the Reporting/Entry time at Centre given in the Admit Card to avoid any crowding at the Centre at the time of entry and to maintain social distancing.

### Pre-Exam Preparation

1. Candidate to check Reporting/ Entry time at Centre given in the Admit Card and to reach Centre as per Reporting Time only to avoid any crowding at the Centre at the time of entry and to maintain social distancing.
2. Candidate should fill Admit card and Undertaking completely and properly, as per instructions.
3. Candidates will be permitted to carry only certain items with them into the venue as mentioned in Point 11 of "Important Instructions to Candidates" on Page 2.

### At time of Entry

1. Candidates need to maintain a space of at least 6 feet from each other at all times. Queue manager/ropes and Floor Marks will be arranged outside the Centre.
2. Lab numbers will not be displayed outside the Centre to avoid any crowding at any one place in any situation.
3. Candidates will be required to sanitize hands by washing with soap and/or with Hand Sanitizer before entry into the Centre. Hand sanitiser will be available at various locations in the Centre
4. Candidate should bring duly filled in Admit Card and Undertaking as per instructions.
5. Do not bring prohibited items to the exam Centre as there are no arrangements available for safekeeping your belongings. Please refer to Point-11 of IMPORTANT INSTRUCTIONS FOR CANDIDATES given on Page-2 for permitted items.
6. At the time of entry, the filled-in Undertaking on Admit Card and body temperature (using Thermo Guns) will be checked and Centre staff will guide you to your lab after contact-free frisking and document verification. If the body temperature is higher than the COVID-19 norms, the Candidate would be required to take the exam in a separate room. Candidates are required to strictly adhere to instructions provided by Centre staff.
7. Please observe that no one will be denied permission to appear in the examination unless he/ she violates the COVID-19 directives/advisories of Government (Central/State) applicable on the day of exam and instructions mentioned in the Admit Card.

### During Examination

1. Candidates will be offered a fresh 3 Ply mask before entry. In order to stop chances of any UFM being used in the examination, the candidate is expected to wear the freshly provided mask at the Centre. The candidate will be requested to remove the mask worn by him/ her from home, and use only the mask provided at the Centre, in the test room.
2. A4 size sheets will be kept at each candidate's desk for use by the candidate for Rough work. If Additional sheets are required for rough work by the candidate, the same shall be made available on demand.
3. Before the test starts, the seating Area including the monitor keyboard, mouse, webcam, desk and chair will be thoroughly sanitized. Candidates can further sanitize the same with sanitisers that will be made available in the examination lab/room/hall.
4. Candidates are required to paste passport size photograph and sign on the Attendance Sheet after sanitizing hands with sanitiser.



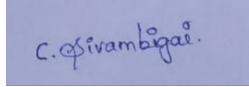

### After Examination

1. On completion of the test, the candidates will be permitted to move out in an orderly manner, one candidate at a time. Please wait for instructions from the invigilator and do not get up from your seat until advised.
2. Candidate must drop the Admit Card and Rough Sheets in the drop boxes after displaying to the staff available next to dropbox while leaving the exam Hall/Room. If any candidate misses dropping Admit Card or Rough Sheets in boxes, action (which also includes disqualification from the exam) can be taken against him/her.



ADMIT CARD - PROVISIONAL

Study Webs of Active-Learning for Young Aspiring Minds (SWAYAM) January 2022 Semester

Roll Number	3161740362	Application Number	29935059			
Candidate's Name	C.SIVAMBIGAI	Gender	Female			
Category	SC	Date of Birth	03-07-2001			
Person with Disability (PWD)	No					
	Candidate's Signature					
Course Code	Course Name	Mode of Exam	Exam Date	Reporting Time	Gate Closing Time	Time of Exam
nou22-ed02	BES 123: Teaching and Learning	CBT	29-08-2022	07:30 AM	08:30 AM	09:00 AM - 12:00 Noon
Venue	TAGORE INSTITUTE OF ENGINEERING & TECHNOLOGY - DEVIYAKURICHI,TK ATTUR, SALEM,TAMILNADU;PINCODE-636112					
SELF DECLARATION (UNDERTAKING)					 Senior Director, NTA	

I C.SIVAMBIGAI, resident of 43,Siruthangal kattu valavu,Salem, do hereby, declare the following that

- I have read the Instructions, Guidelines and relevant orders of Govt. of India pertaining to COVID-19 pandemic
- I have read Information Bulletin, Instructions and Notices related to this examination available on the website <https://nta.ac.in/> and <https://swayam.nta.ac.in/>
- I have, in the last 14 days (please tick ✓, wherever it is applicable to you, otherwise leave blank):

a) the following flu-like symptoms:

- |                |                          |                              |                          |
|----------------|--------------------------|------------------------------|--------------------------|
| Fever          | <input type="checkbox"/> | Cough                        | <input type="checkbox"/> |
| Breathlessness | <input type="checkbox"/> | Sore Throat/Runny Nose       | <input type="checkbox"/> |
| Body ache:     | <input type="checkbox"/> | Others- Please specify ..... | <input type="checkbox"/> |

b) been in close contact with a confirmed case of COVID-19 ("Close contact" means being at less than one metre distance for more than 15 minutes.)

c) not been in close contact with a person suffering from Covid-19 and am NOT under mandatory quarantine:

d) Travelled to the following cities/ countries in the last 14 days prior to arriving at the Centre.

	1st City	2nd City	3rd City	4th City
Name of the City/Country				
Date of Arrival in Centre City				

4. The health and wellbeing of our community is our first priority; therefore the Centre reserves the right to deny entry to its premises.

5. I have read the detailed "IMPORTANT INSTRUCTIONS for CANDIDATES" as given on Page-2 and "ADVISORY for CANDIDATES REGARDING COVID-19" as given on Page-3 and I undertake to abide by the same.

Candidate's Photograph (same as uploaded on the application form) (To be pasted before reaching the Centre)	Candidate's Left hand thumb impression (To be affixed before reaching the Centre)	Candidate's Signature (To be signed, On the Day of Examination, in the presence of Invigilator only)
--	--	---

The above undertaking has to be filled up in advance before reaching the Centre, except candidate's signature which has to be done in the presence of the invigilator.

## IMPORTANT INSTRUCTIONS FOR CANDIDATES

1. This Admit Card consists of three pages- Page 1 contains the Centre details and Self Declaration (Undertaking) form regarding COVID-19, Page 2 has "Important instruction for candidates" and Page 3 has "Advisory for candidates regarding COVID-19". The candidate has to download all three pages.
2. All candidates are required to download and read carefully, the Instructions and Advisory for COVID-19 given with the Admit Card and strictly adhere to them.
3. The Admit Card is provisional, subject to satisfying the eligibility conditions as given in the Prospectus/Information Bulletin.
4. As a precaution for COVID-19, the candidate must reach the Centre at the time as indicated against Reporting/Entry time at Centre, in the Admit Card.
5. No candidate shall be permitted to enter after the Gate Closing Time.
6. No candidate shall be permitted to leave the Examination Room/ Hall before the end of the examination.
7. On completion of the examination, please wait for instructions from Invigilator and do not get up from your seat until advised. The candidates will be permitted to move out, one at a time only
8. Candidates are advised to verify the location of the test venue, a day in advance so that they do not face any problem on the day of the test.
9. If religion/customs require you to wear specific attire, please visit the Centre early for thorough checking and mandatory frisking.
10. No Candidate would be allowed to enter the Examination Centre, without Admit Card and undertaking, Valid ID Proof and proper frisking. Frisking through Handheld Metal Detector (HHMD), will be carried out without physical touch.
11. Candidates will be permitted to carry only the following items with them into the examination venue:
  - Personal transparent water bottle,
  - Personal hand sanitizer (50 ml)
  - A simple transparent Ball Point Pen
  - Admit Card along with Self Declaration (Undertaking) downloaded from the NTA website (a clear printout on A4 size paper) duly filled in.
  - Additional passport size photograph for pasting on the Attendance Sheet
  - Original valid ID proof
  - Mask and Gloves
12. Before reaching the Centre, candidates must enter required details in the Self Declaration (Undertaking) in legible handwriting, paste the Photograph and put a thumb impression at the appropriate place on the Admit Card. They should ensure that their Left-Hand Thumb Impression is clear and not smudged.
13. Candidate must carry "Any one of the original and valid Photo Identification Proof issued by the Government" – PAN card/Driving Licence/Voter ID/ Passport/ Aadhaar Card (With photograph)/ E-Aadhaar/ Ration Card/ Aadhaar Enrolment No. with Photo. All other ID/Photocopies of IDs even if attested/scanned photos of IDs in the mobile phone will NOT be considered as valid ID Proof.
14. The candidate must bring a PwD certificate issued by the Competent Authority if claiming relaxation under the PwD category.
15. NTA will provide a scribe to eligible PwD candidates who have indicated their requirement in their application form. They are not allowed to use their own scribe.
16. Candidates are NOT allowed to carry any other personal belongings including electronic devices, mobile phones to the Examination Centre. Examination Officials will not be responsible for the safekeeping of personal belongings and there will be no facility.
17. Shoes/footwear with thick soles and garments with large buttons are NOT permitted.
18. Blank paper sheets for rough work will be provided in the examination Hall/Room. Candidates must write their name and Roll Number at the top of each of the sheet(s) and must drop the sheet/s in the designated drop box without fail, before leaving the Examination Hall/Room. Failure to do so may result in a non-evaluation of your answers.
19. Duly filled in Admit Card must be dropped in the designated drop box while leaving the examination Hall/Room. Failure to do so may result in the non- evaluation of your answers.
20. No Candidate should adopt any unfair means or indulge in any unfair examination practices. All the Examination Centres are under surveillance of CCTV and equipped with Jammers.
21. If at any stage, it is found that the candidate has submitted multiple applications, his/her candidature will be cancelled and legal action will be taken including debarring in all future examinations conducted by NTA.
22. Candidates are advised to check updates on NTA's website, i.e. [www.nta.ac.in](http://www.nta.ac.in) and <https://swayam.nta.ac.in/> regularly. They should also check their mailbox on the registered E-mail address and SMS in their registered Mobile No. for the latest updates and information regarding the exam.
23. Kindly check SWAYAM-January 2022 Semester Exam Schedule carefully.
24. For any clarification/assistance, you can write to NTA at [swayam@nta.ac.in](mailto:swayam@nta.ac.in) or call at Helpline number 011-40759000.

Instructions to candidates of hybrid papers( i.e. those that are delivered in the CBT mode and paper pen mode):

25. All questions of the hybrid papers will be delivered on the computer screen.
26. Section A of hybrid papers comprise MCQs. They are to be answered on the screen. These should not be written on the physical answer book.
27. Section B and C of hybrid papers comprise descriptive questions which are to be answered in physical answer books that will be provided in the exam centre. Answers to questions of both the Sections B and C are to be written on the same answer book.
28. Candidate will be required to hand over the physical answer books relating to Section B and Section C, (even if he/she chooses not to attempt Section B and Section C), to the invigilator before leaving the exam hall. They are not allowed to take the physical answer books of Section B and Section C with them after the conclusion of the exam. An such act will be deemed to be an act of unfair means.



## ADVISORY FOR CANDIDATES REGARDING COVID-19

NTA will implement Social Distancing measures as per the Government of India Guidelines in the current scenario of COVID-19 to ensure the health & safety of the candidates. Adequate measures are being implemented for the safety of all without compromising the high standards, sanctity, and fairness in the conduct of the examination. Candidates are also required to adhere to Guidelines and processes for Social Distancing and hygiene to ensure the safety & health of their own and fellow candidates.

For safety purposes, NTA strongly advises candidates not to bring anything other than permitted items. However, in the case of an unavoidable situation, there will be an arrangement to store the bags at Centres at the owner's risk

### Preparation at Centre

1. Standard Operating Procedures for implementing safety precautions and for maintaining the required standard of hygiene will be implemented. Before the test starts, the Seating Area including the monitor keyboard, mouse, webcam, desk and chair will be thoroughly sanitized. All door handles, staircase railing, lift buttons, etc. will be disinfected.
2. The gap between the 2 seats will be maintained as per GoI guidelines.
3. Hand Sanitizer will be available at entry and inside the exam venue at various places for candidates and Centre staff to use.
4. Thermo guns will be used to check the body temperature of candidates.
5. Bar code readers will be used at the entry point to scan Bar code on the Admit Card. The room/hall number will be informed to the candidates at this point.
6. Rough sheets (6 Nos.) will be kept at all desks before the start of the exam by Invigilators wearing gloves to ensure hygiene.
7. It is ensured that all the processes are touch-free, to the maximum possible extent, to ensure Social Distancing norms.
8. Candidates are expected to reach the Centre as per the Reporting/Entry time at Centre given in the Admit Card to avoid any crowding at the Centre at the time of entry and to maintain social distancing.

### Pre-Exam Preparation

1. Candidate to check Reporting/ Entry time at Centre given in the Admit Card and to reach Centre as per Reporting Time only to avoid any crowding at the Centre at the time of entry and to maintain social distancing.
2. Candidate should fill Admit card and Undertaking completely and properly, as per instructions.
3. Candidates will be permitted to carry only certain items with them into the venue as mentioned in Point 11 of "Important Instructions to Candidates" on Page 2.

### At time of Entry

1. Candidates need to maintain a space of at least 6 feet from each other at all times. Queue manager/ropes and Floor Marks will be arranged outside the Centre.
2. Lab numbers will not be displayed outside the Centre to avoid any crowding at any one place in any situation.
3. Candidates will be required to sanitize hands by washing with soap and/or with Hand Sanitizer before entry into the Centre. Hand sanitiser will be available at various locations in the Centre
4. Candidate should bring duly filled in Admit Card and Undertaking as per instructions.
5. Do not bring prohibited items to the exam Centre as there are no arrangements available for safekeeping your belongings. Please refer to Point-11 of IMPORTANT INSTRUCTIONS FOR CANDIDATES given on Page-2 for permitted items.
6. At the time of entry, the filled-in Undertaking on Admit Card and body temperature (using Thermo Guns) will be checked and Centre staff will guide you to your lab after contact-free frisking and document verification. If the body temperature is higher than the COVID-19 norms, the Candidate would be required to take the exam in a separate room. Candidates are required to strictly adhere to instructions provided by Centre staff.
7. Please observe that no one will be denied permission to appear in the examination unless he/ she violates the COVID-19 directives/advisories of Government (Central/State) applicable on the day of exam and instructions mentioned in the Admit Card.

### During Examination

1. Candidates will be offered a fresh 3 Ply mask before entry. In order to stop chances of any UFM being used in the examination, the candidate is expected to wear the freshly provided mask at the Centre. The candidate will be requested to remove the mask worn by him/ her from home, and use only the mask provided at the Centre, in the test room.
2. A4 size sheets will be kept at each candidate's desk for use by the candidate for Rough work. If Additional sheets are required for rough work by the candidate, the same shall be made available on demand.
3. Before the test starts, the seating Area including the monitor keyboard, mouse, webcam, desk and chair will be thoroughly sanitized. Candidates can further sanitize the same with sanitisers that will be made available in the examination lab/room/hall.
4. Candidates are required to paste passport size photograph and sign on the Attendance Sheet after sanitizing hands with sanitiser.

### After Examination

1. On completion of the test, the candidates will be permitted to move out in an orderly manner, one candidate at a time. Please wait for instructions from the invigilator and do not get up from your seat until advised.
2. Candidate must drop the Admit Card and Rough Sheets in the drop boxes after displaying to the staff available next to dropbox while leaving the exam Hall/Room. If any candidate misses dropping Admit Card or Rough Sheets in boxes, action (which also includes disqualification from the exam) can be taken against him/her.