



**SRI SARADA COLLEGE OF EDUCATION (AUTONOMOUS),**  
**Fairlands, Salem- 636 016**  
*Affiliated to Tamil Nadu Teachers Education University, Chennai*  
*Re-Accredited by NAAC with "A" Grade (III Cycle)*

***Key Indicator 1.4.1***

*Structure Feedback on the Curriculum – Semester wise  
from various Stakeholders*

**PRINCIPAL**

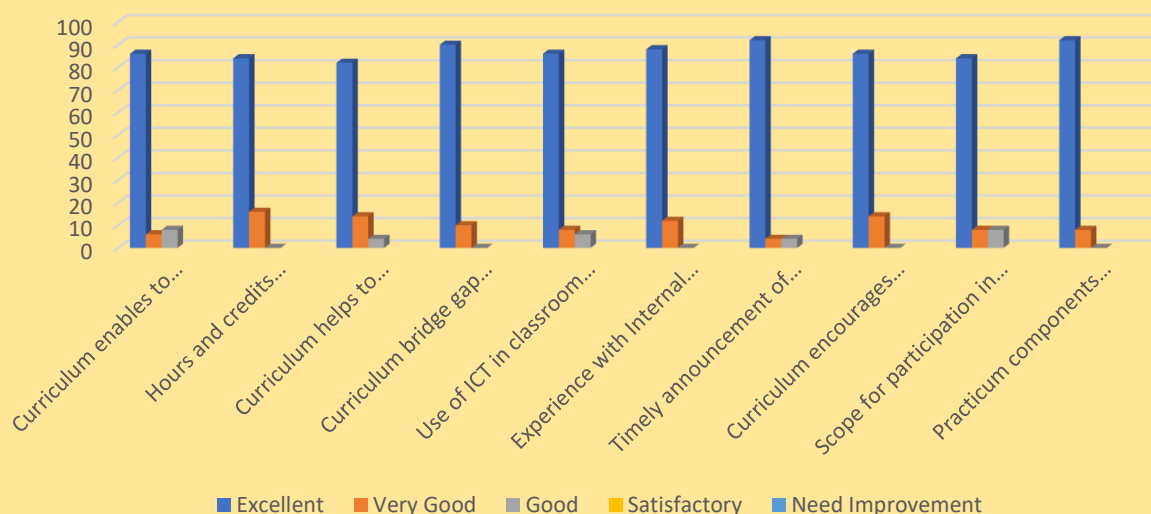
**SRI SARADA COLLEGE OF EDUCATION (AUTONOMOUS)**  
**AN ANALYSIS OF STAKEHOLDERS FEEDBACK ON B.Ed. CURRICULUM**  
**ANALYSIS REPORT (EXIT LEVEL)**

**2017-2019**

**STUDENTS FEEDBACK ON CURRICULUM (OVERALL)**

Curricular Aspects	Excellent	Very Good	Good	Satisfactory	Need Improvement
Curriculum enables to meet school requirements	86	6	8		
Hours and credits allotment are satisfied	84	16	0		
Curriculum helps to develop competencies and life skills	82	14	4		
Curriculum bridge gap between academic and school needs	90	10	0		
Use of ICT in classroom facilitates learning	86	8	6		
Experience with Internal Assessment	88	12	0		
Timely announcement of examination results	92	4	4		
Curriculum encourages using online resources	86	14	0		
Scope for participation in co-curricular activities	84	8	8		
Practicum components enhances teaching competencies	92	8	0		

**STUDENTS FEEDBACK ON CURRICULUM (OVERALL)**



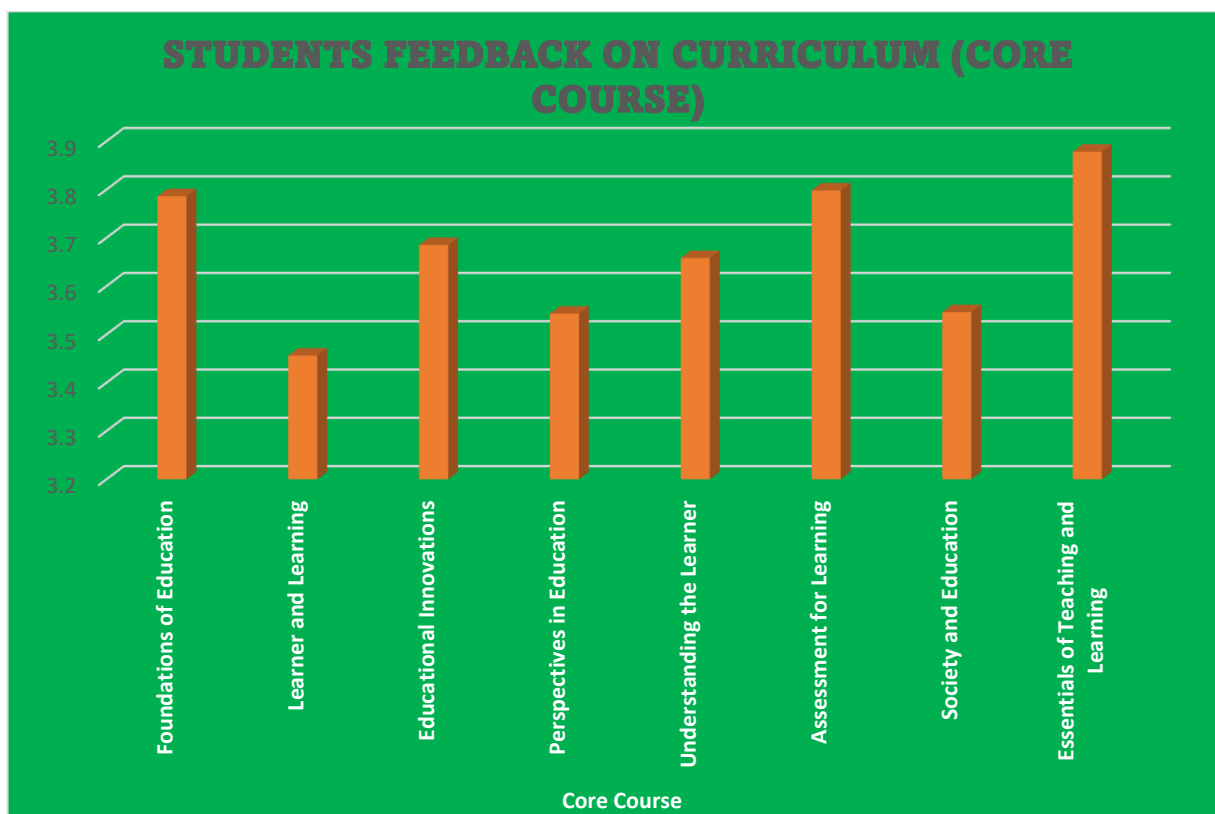
## STUDENTS FEEDBACK ON CURRICULUM (CORE COURSE)

**ODD SEMESTER**

**EVEN SEMESTER**

### CORE COURSE

Foundations of Education	Learner and Learning	Educational Innovations	Perspectives in Education	Understanding the Learner	Assessment for Learning	Society and Education	Essentials of Teaching and Learning
3.786	3.456	3.685	3.543	3.658	3.798	3.546	3.878



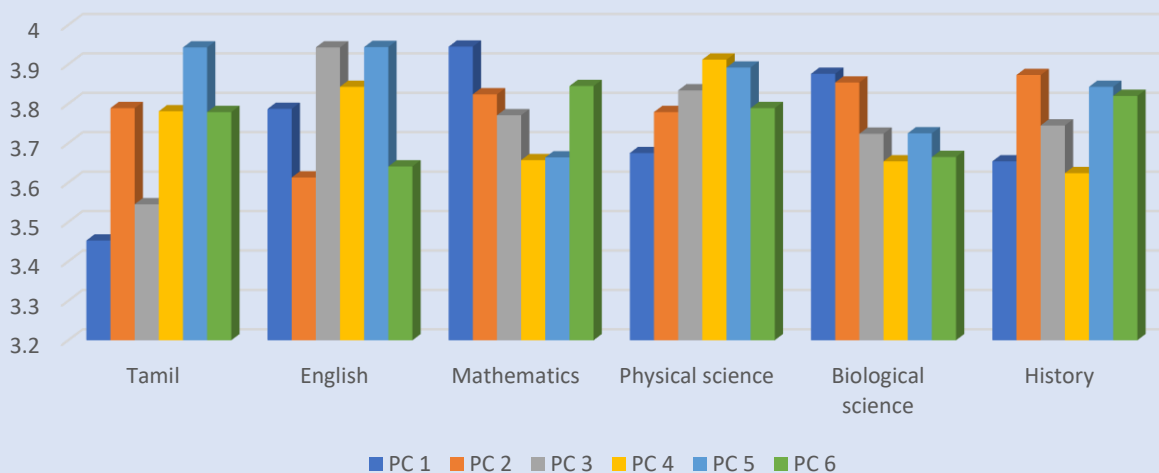
## STUDENTS FEEDBACK ON CURRICULUM (PEDAGOGY COURSE)

**ODD SEMESTER**

**EVEN SEMESTER**

PEDAGOGY COURSE						
	TAMIL	ENGLISH	MATHEMATICS	PHYSICAL SCIENCE	BIOLOGICAL SCIENCE	HISTORY
<b>PC 1</b>	3.453	3.787	3.945	3.675	3.876	3.654
<b>PC 2</b>	3.789	3.613	3.824	3.779	3.854	3.873
<b>PC 3</b>	3.545	3.943	3.771	3.834	3.724	3.745
<b>PC 4</b>	3.781	3.843	3.657	3.912	3.654	3.624
<b>PC 5</b>	3.943	3.944	3.664	3.892	3.725	3.843
<b>PC 6</b>	3.779	3.641	3.845	3.789	3.665	3.820

### STUDENTS FEEDBACK ON CURRICULUM (PEDAGOGY COURSE)



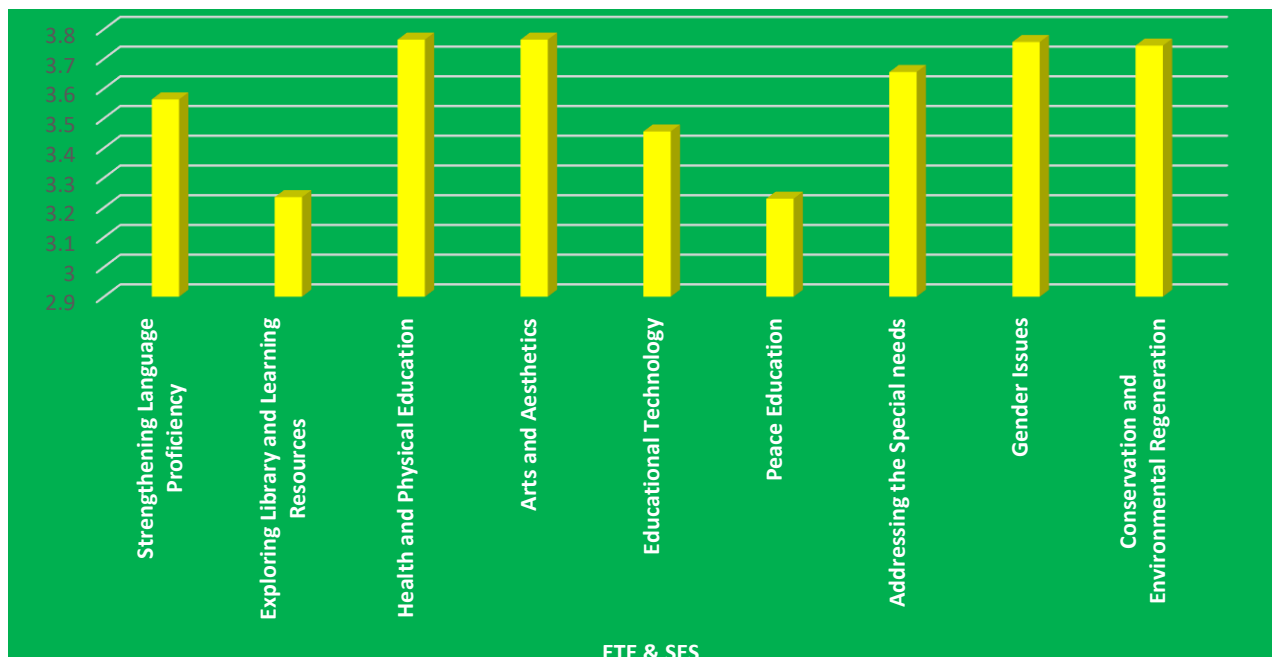
**STUDENTS FEEDBACK ON CURRICULUM (ETE & SES COURSE)**

**ODD SEMESTER**

**EVEN SEMESTER**

ETE & SES								
Strengthening Language Proficiency	Exploring Library and Learning Resources	Health and Physical Education	Arts and Aesthetics	Educational Technology	Peace Education	Addressing the Special needs	Gender Issues	Conservation and Environmental Regeneration
3.564	3.235	3.765	3.765	3.456	3.230	3.656	3.757	3.745

**STUDENTS FEEDBACK ON CURRICULUM (ETE & SES COURSE)**

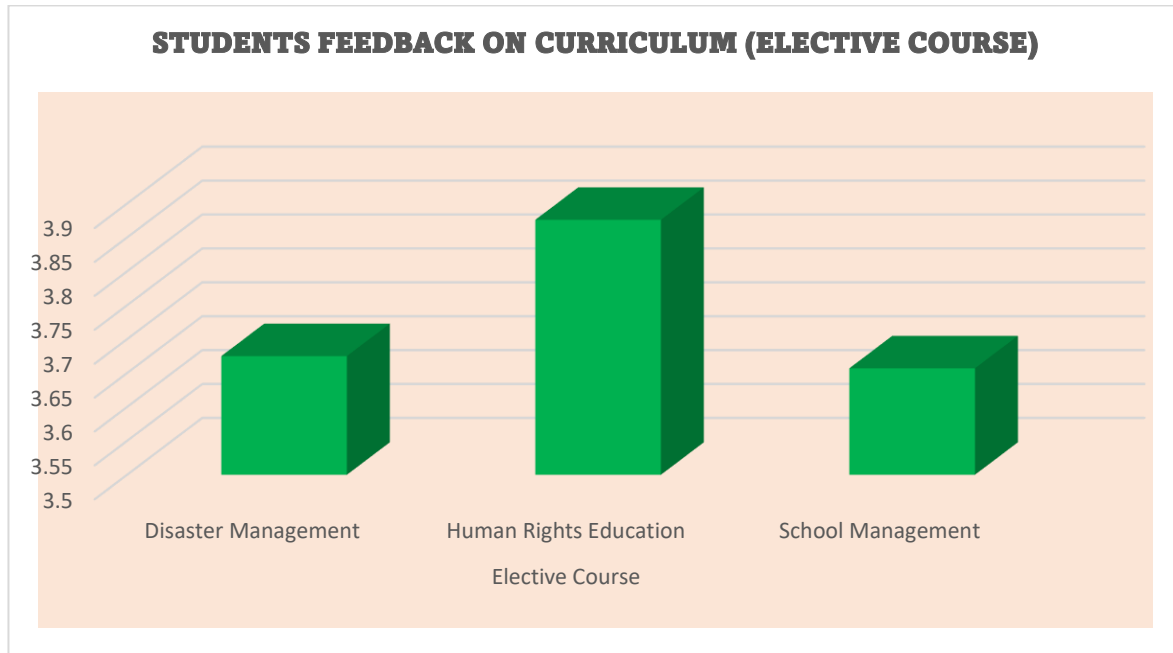


## STUDENTS FEEDBACK ON CURRICULUM (ELECTIVE COURSE)

**ODD SEMESTER**

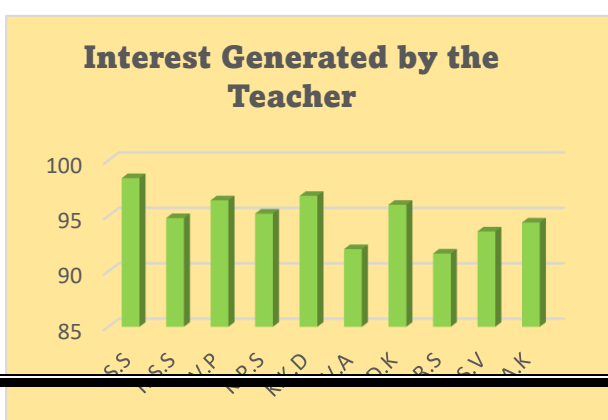
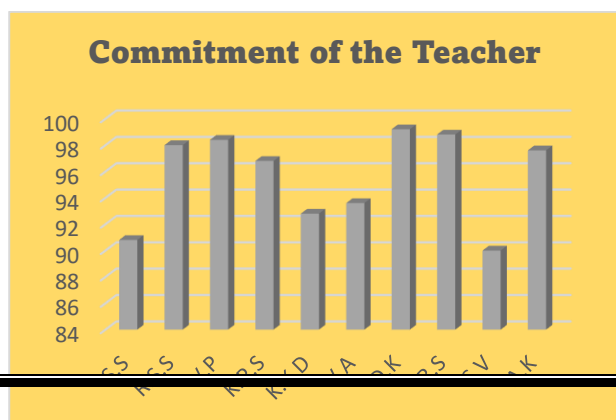
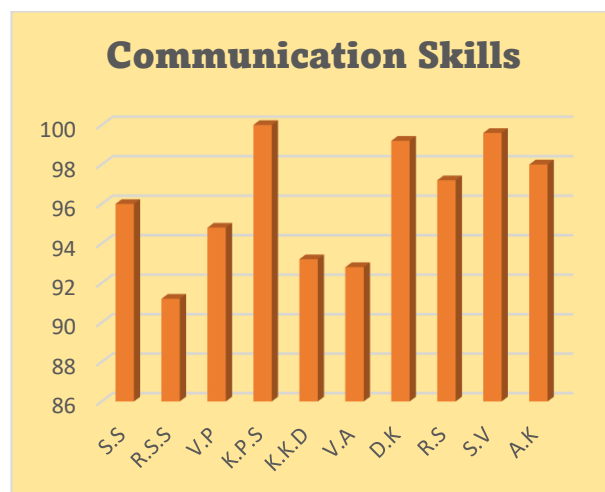
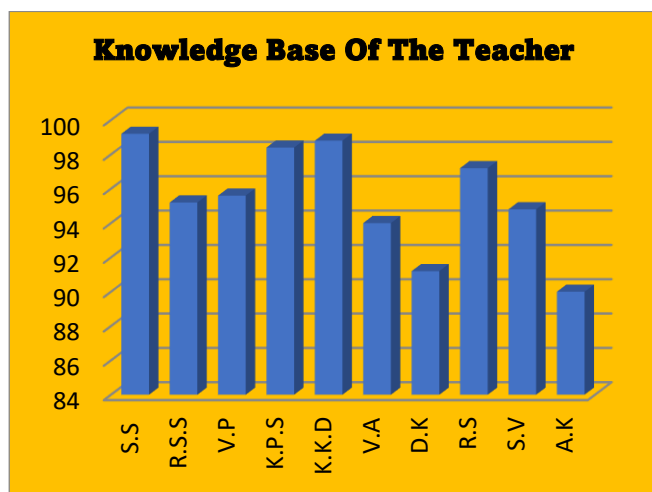
**EVEN SEMESTER**

Elective Courses		
Disaster Management	Human Rights Education	School Management
3.675	3.876	3.657



## TUDENTS FEEDBACK ON TEACHERS

Faculty \ Aspects	Knowledge base of the teacher	Communication skills	Commitment of the teacher	Interest generated by the teacher	Ability to integrate course material	Ability to integrate content	Accessibility of the teacher	Ability to evaluate students understanding	Time for feedback	Overall rating
<b>S.S</b>	99.2	96	90.8	98.4	96.4	94.4	90.8	96	97.2	99.2
<b>R.S.S</b>	95.2	91.2	98	94.8	94	93.6	91.6	94	91.2	90.8
<b>V.P</b>	95.6	94.8	98.4	96.4	92	92.8	92.4	91.2	92.8	99.6
<b>K.P.S</b>	98.4	100	96.8	95.2	90	96.4	98.8	94.8	94	97.6
<b>K.K.D</b>	98.8	93.2	92.8	96.8	94.8	91.6	90	99.6	99.6	94.4
<b>V.A</b>	94	92.8	93.6	92	92.4	98	92	95.2	98	96.8
<b>D.K</b>	91.2	99.2	99.2	96	98.8	93.2	95.2	95.6	100	98
<b>R.S</b>	97.2	97.2	98.8	91.6	95.2	90.8	98.4	93.2	98.8	90.4
<b>S.V</b>	94.8	99.6	90	93.6	93.2	92	96.8	92	95.6	91.6
<b>A.K</b>	90	98	97.6	94.4	92.8	90.4	94.4	94.4	92.4	91.2

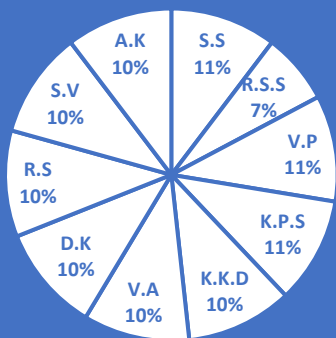




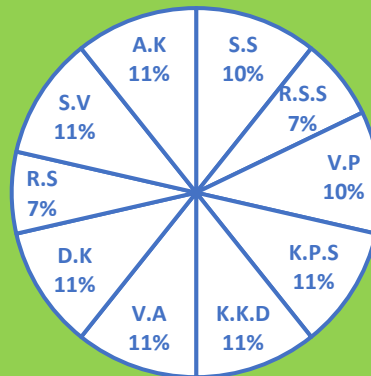


<b>R.S.S</b>	2	2	2	3	3	3	3	3	3	3	3	3
<b>V.P</b>	3	3	2	3	3	3	2	2	3	3	3	3
<b>K.P.S</b>	3	3	2	3	3	3	3	3	2	2	2	3
<b>K.K.D</b>	3	3	3	3	2	2	2	3	3	3	3	3
<b>V.A</b>	3	3	3	3	3	3	3	3	3	2	3	3
<b>D.K</b>	3	3	3	3	3	3	3	3	3	3	3	3
<b>R.S</b>	3	2	3	3	2	3	3	2	3	3	3	2
<b>S.V</b>	3	3	3	3	2	3	3	3	3	3	3	2
<b>A.K</b>	3	3	3	3	2	2	3	3	2	3	3	3

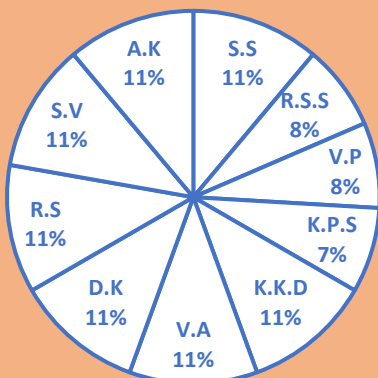
### APPLICABILITY OF THE CURRICULUM



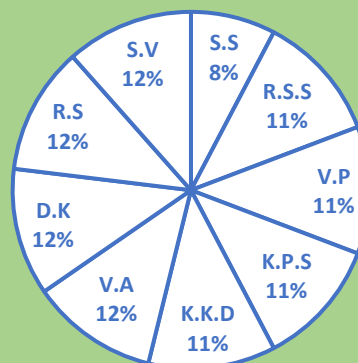
### BRIDGE THE GAP



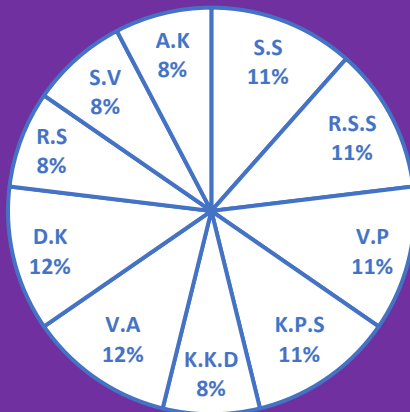
### CURRICULUM IS NEED BASED



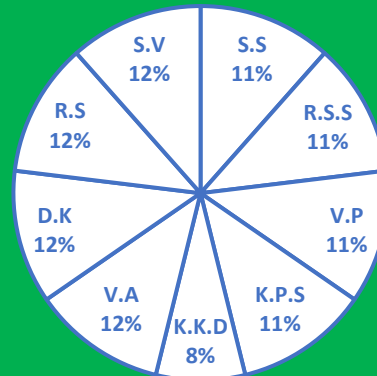
### OBJECTIVES ARE CLEAR AND APPROPRIATE



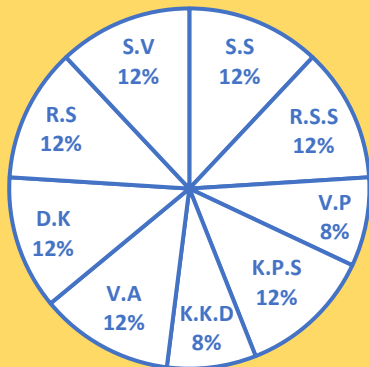
### HOURS AND CREDITS ARE APPROPRIATE



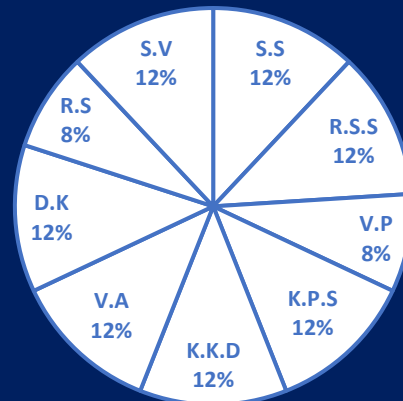
### CREATING THE TENDENCY OF SELF-LEARNING



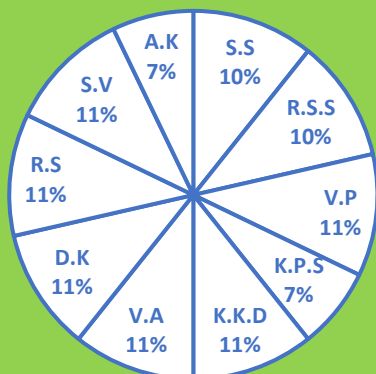
### MATERIALS ARE RELEVANT AND UPDATED



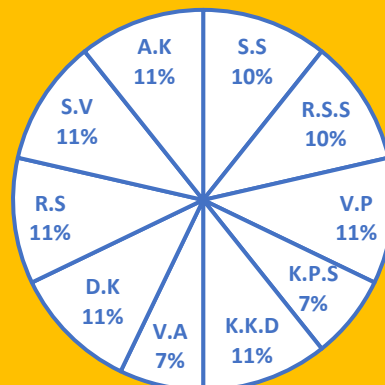
### CURRICULUM UPDATED FROM TIME TO TIME



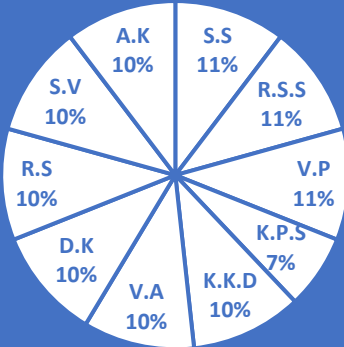
### FEEDBACK FOR CURRICULAR ACTIVITIES



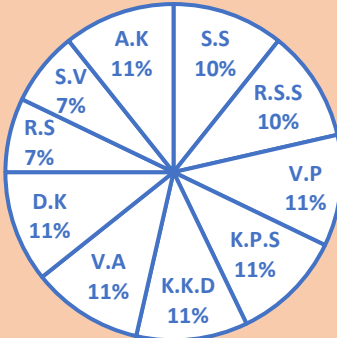
### AVAILABILITY OF EDUCATIONAL RESOURCES



# PREPARE FOR COMPETITIVE EXAMINATION

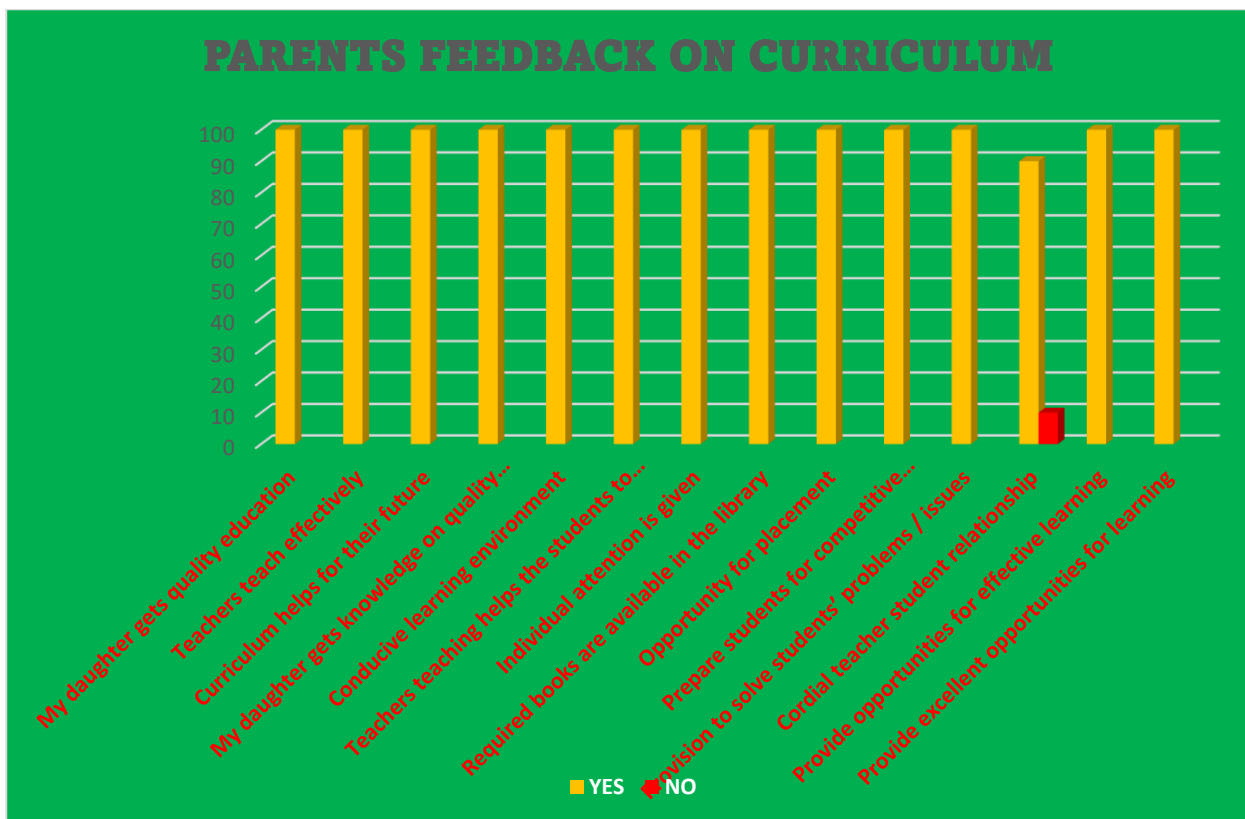


# CURRICULUM HELP DURING CAMPUS INTERVIEW



## PARENTS FEEDBACK ON CURRICULUM

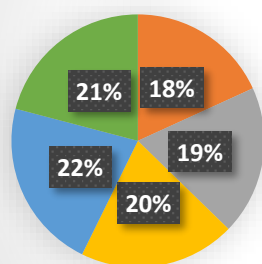
STATEMENTS	YES	NO
My daughter gets quality education	100	
Teachers teach effectively	100	
Curriculum helps for their future	100	
My daughter gets knowledge on quality teacher	100	
Conducive learning environment	100	
Teachers teaching helps the students to understand easily.	100	
Individual attention is given	100	
Required books are available in the library	100	
Opportunity for placement	100	
Prepare students for competitive examinations	100	
Provision to solve students' problems / issues	100	
Cordial teacher student relationship	90	10
Provide opportunities for effective learning	100	
Provide excellent opportunities for learning	100	



## ALUMNI FEEDBACK ON CURRICULUM

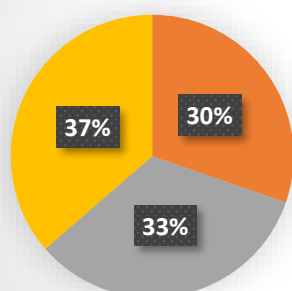
S.NO.	STATEMENTS	Excellent	Very Good	Good	Satisfactory	Need Improvement
<b>Curriculum</b>						
1.	Curriculum enhances employability skills	80	12	8		
2.	Curriculum was appropriate for placement	84	12	4		
3.	Adequate co-curricular were organised	88	12			
4.	College-school collaboration was beneficial	96	4			
5.	Curriculum accommodates experiential learning	92	4	4		
<b>Teaching-Learning and Evaluation</b>						
6.	Adaptation of innovative teaching learning strategies	80	8	12		
7.	Conducive learning atmosphere	88	12			
8.	Evaluation is fair	96	4			
<b>Student Support Services</b>						
9.	Encouragement for sports and cultural activities participation	100				
10.	Outreach activity helpful for sociability	88	8	4		
11.	Co-curricular activities enhanced confidence level	96	4			
<b>Institution</b>						
12.	Updated library resources	84	16			
13.	Department laboratories well maintained	92	8			
14.	Availability of Wi-Fi facility	88	8	4		
15.	Teaching and nonteaching staff are approachable	100				

## Dimension 1- Curriculum



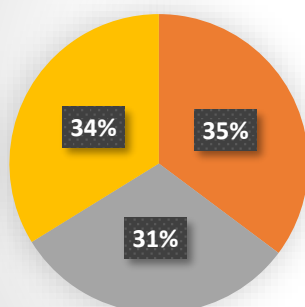
- Curriculum
- 1. Curriculum enhances employability skills
- 2. Curriculum was appropriate for placement
- 3. Adequate co-curricular were organised
- 4. College-school collaboration was beneficial
- 5. Curriculum accommodates experiential learning

## Dimension 2-Teaching, Learning and Evaluation



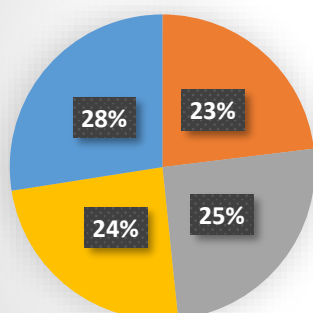
- 6. Adaptation of innovative teaching learning strategies
- 7. Conducive learning atmosphere
- 8. Evaluation is fair

## Dimension 3- Student Support Services



- 9. Encouragement for sports and cultural activities participation
- 10. Outreach activity helpful for sociability
- 11. Co-curricular activities enhanced confidence level

## Dimension 4- Institution



- 12. Updated library resources
- 13. Department laboratories well maintained
- 14. Availability of Wi-Fi facility
- 15. Teaching and nonteaching staff are approachable