



SRI SARADA COLLEGE OF EDUCATION (AUTONOMOUS),
Fairlands, Salem- 636 016
Affiliated to Tamil Nadu Teachers Education University, Chennai
Re-Accredited by NAAC with "A" Grade (III Cycle)

Key Indicator 1.4.1

*Structure Feedback on the Curriculum – Semester wise
from various Stakeholders*

PRINCIPAL

SRI SARADA COLLEGE OF EDUCATION (AUTONOMOUS)
AN ANALYSIS OF STAKEHOLDERS FEEDBACK ON B.Ed. CURRICULUM

ANALYSIS REPORT (EXIT LEVEL)

2020-2022

STUDENTS FEEDBACK ON CURRICULUM (OVERALL)

Curricular Aspects	Excellent	Very Good	Good	Satisfactory	Need Improvement
Curriculum enables to meet school requirements	83.33	12.50	4.17		
Hours and credits allotment are satisfied	79.17	12.50	8.33		
Curriculum helps to develop competencies and life skills	72.92	10.42	10.42	6.25	
Curriculum bridge gap between academic and school needs	83.33	8.33	8.33		
Use of ICT in classroom facilitates learning	87.50	6.25	6.25		
Experience with Internal Assessment	85.42	6.25	8.33		
Timely announcement of examination results	95.83	2.08	2.08		
Curriculum encourages using online resources	83.33	4.17	12.50		
Scope for participation in co-curricular activities	77.08	6.25	16.67		
Practicum components enhances teaching competencies	83.33	8.33	8.33		

STUDENTS FEEDBACK ON CURRICULUM (OVERALL)



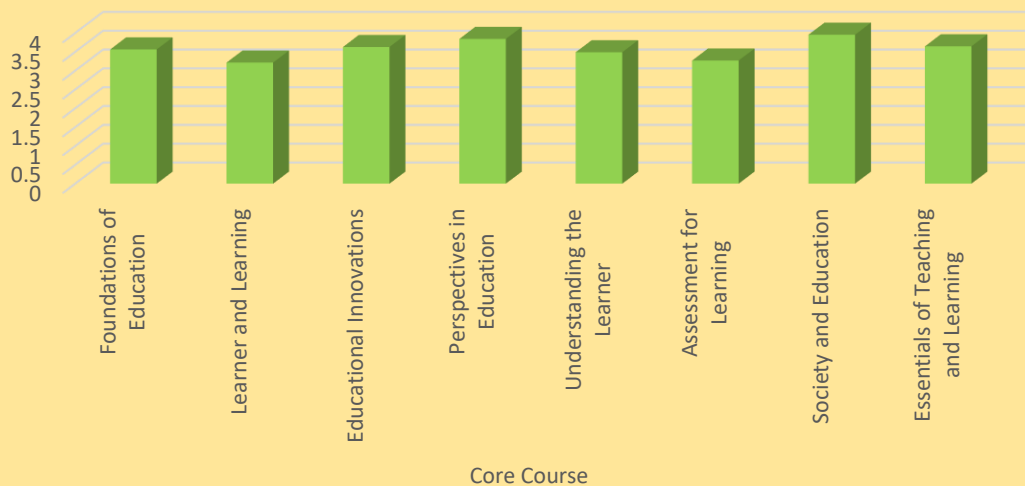
STUDENTS FEEDBACK ON CURRICULUM (CORE COURSE)

ODD SEMESTER

EVEN SEMESTER

CORE COURSE							
Foundations of Education	Learner and Learning	Educational Innovations	Perspectives in Education	Understanding the Learner	Assessment for Learning	Society and Education	Essentials of Teaching and Learning
3.562	3.214	3.628	3.842	3.489	3.268	3.954	3.645

STUDENTS FEEDBACK ON CURRICULUM (CORE COURSE)



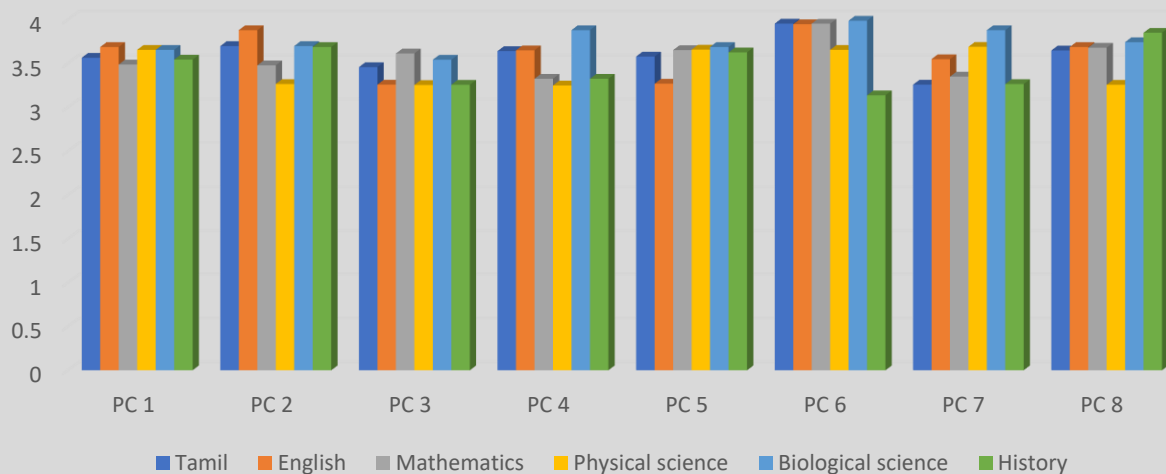
STUDENTS FEEDBACK ON CURRICULUM (PEDAGOGY COURSE)

ODD SEMESTER

EVEN SEMESTER

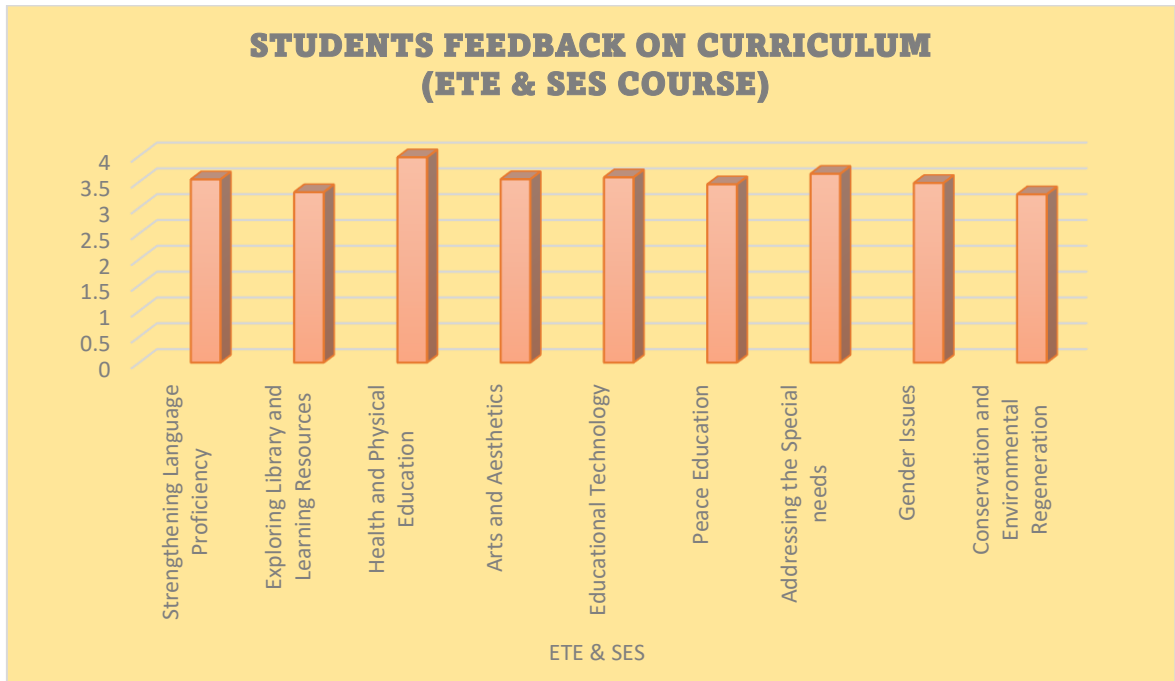
PEDAGOGY COURSE						
	TAMIL	ENGLISH	MATHEMATICS	PHYSICAL SCIENCE	BIOLOGICAL SCIENCE	HISTORY
PC 1	3.564	3.687	3.487	3.654	3.654	3.543
PC 2	3.698	3.879	3.478	3.265	3.698	3.687
PC 3	3.457	3.258	3.613	3.254	3.542	3.256
PC 4	3.641	3.649	3.325	3.248	3.879	3.325
PC 5	3.578	3.268	3.651	3.657	3.687	3.625
PC 6	3.954	3.947	3.953	3.654	3.987	3.136
PC 7	3.258	3.548	3.349	3.689	3.879	3.264
PC 8	3.647	3.687	3.679	3.256	3.742	3.849

STUDENTS FEEDBACK ON CURRICULUM (PEDAGOGY COURSE)



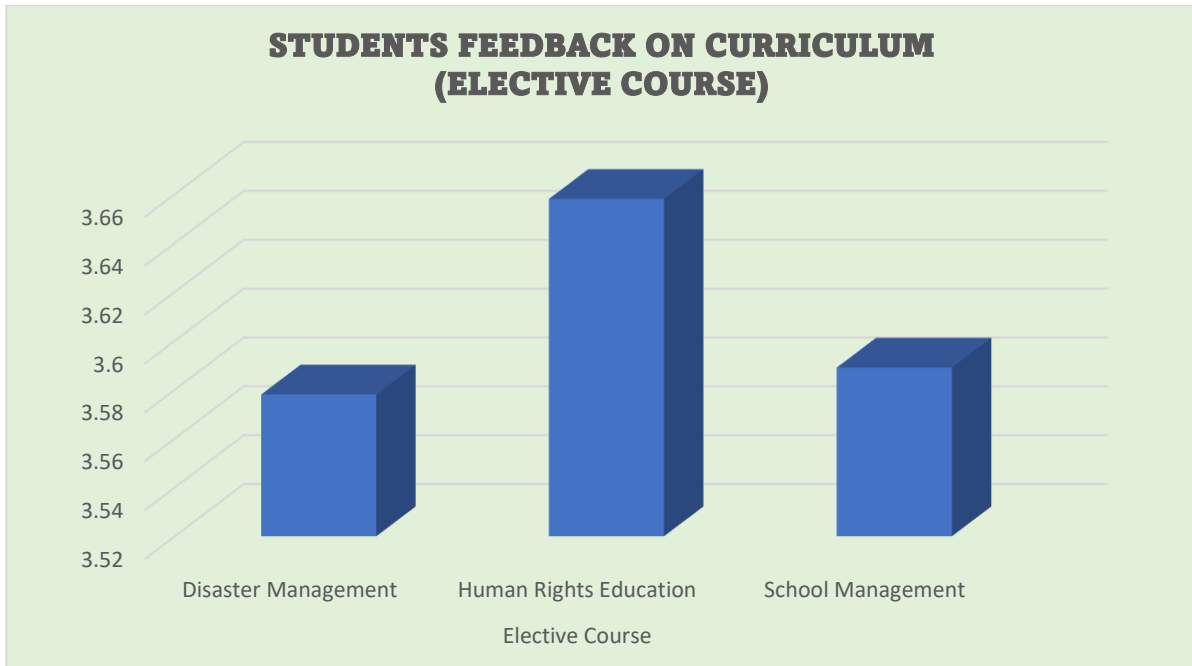
STUDENTS FEEDBACK ON CURRICULUM (ETE, SES & SOC COURSE)

ETE & SES								
Strengthening Language Proficiency	Exploring Library and Learning Resources	Health and Physical Education	Arts and Aesthetics	Educational Technology	Peace Education	Addressing the Special needs	Gender Issues	Conservation and Environmental Regeneration
3.546	3.298	3.974	3.549	3.586	3.450	3.654	3.476	3.256



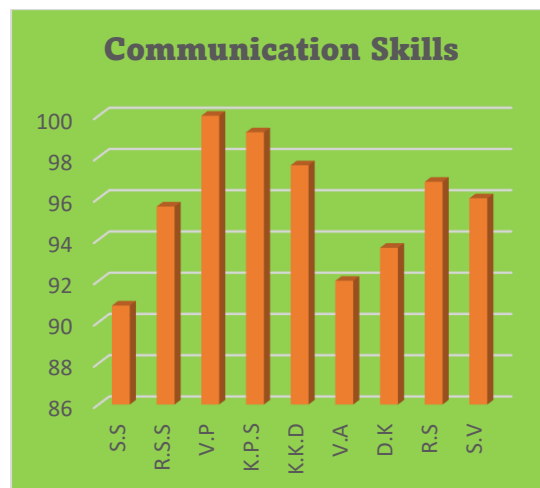
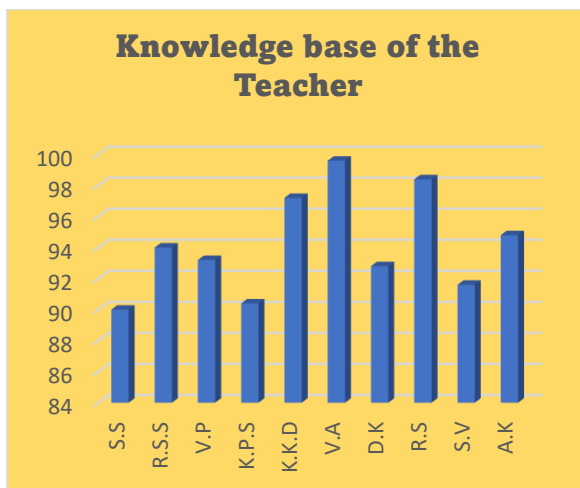
STUDENTS FEEDBACK ON CURRICULUM (ELECTIVE COURSE)

Elective Course		
Disaster Management	Human Rights Education	School Management
3.578	3.658	3.589

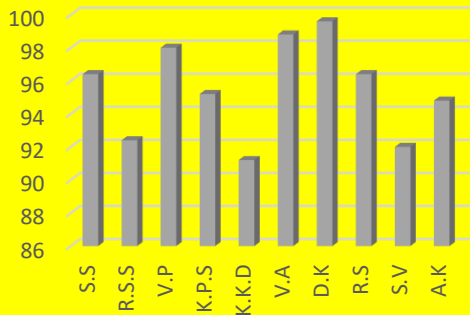


STUDENTS FEEDBACK ON TEACHERS

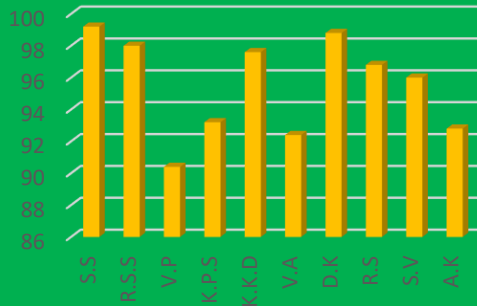
Faculty \ Aspects	Aspects									
	Knowledge base of the teacher	Communication skills	Commitment of the teacher	Interest generated by the teacher	Ability to integrate course material	Ability to integrate content	Accessibility of the teacher	Ability to evaluate students understanding	Time for feedback	Overall rating
S.S	90	90.8	96.4	99.2	93.6	95.2	97.2	93.6	98	96.8
R.S.S	94	95.6	92.4	98	94.4	97.2	90.8	92.8	100	97.6
V.P	93.2	100	98	90.4	98.4	94.4	92.4	98	90	94.8
K.P.S	90.4	99.2	95.2	93.2	90	90.4	90	91.6	97.2	90.8
K.K.D	97.2	97.6	91.2	97.6	91.2	91.2	94.8	95.2	92.4	99.6
V.A	99.6	92	98.8	92.4	100	99.2	98.4	92	93.6	96.4
D.K	92.8	93.6	99.6	98.8	94	96.8	96	99.6	90.4	95.6
R.S	98.4	96.8	96.4	96.8	95.6	94	96.4	98.8	91.6	94.4
S.V	91.6	96	92	96	90.8	93.2	100	96	92.8	91.2
A.K	94.8	94.4	94.8	92.8	91.6	95.6	97.6	94	93.2	98.8



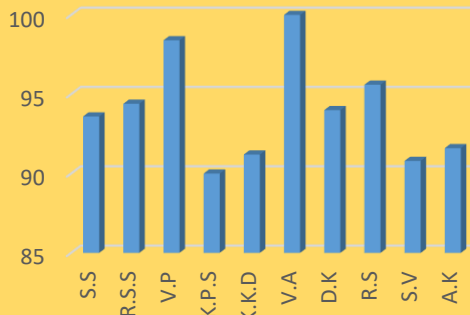
Commitment of the Teacher



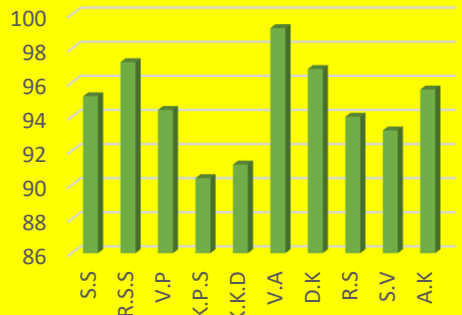
Interest generated by the Teacher



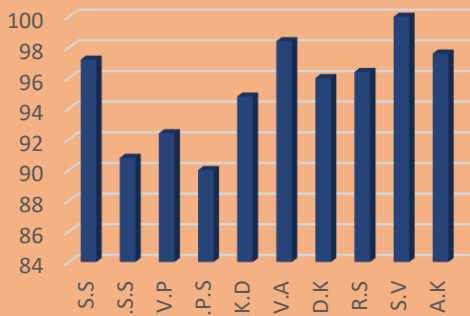
Ability to Integrate Course Material



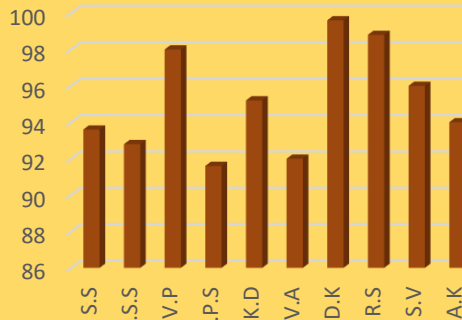
Ability to Integrate Content



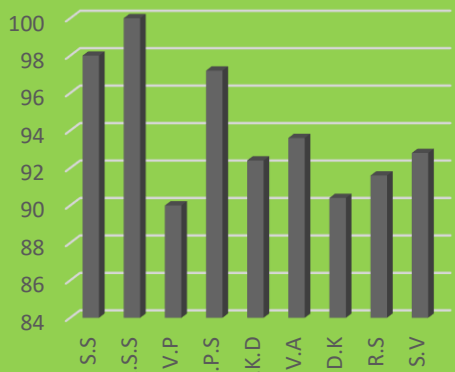
Accessibility of the Teacher



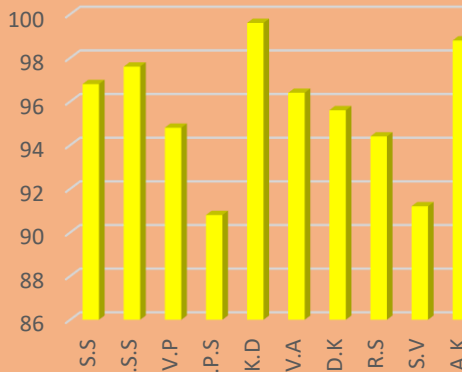
Ability to Evaluate Students Understanding



Time for Feedback



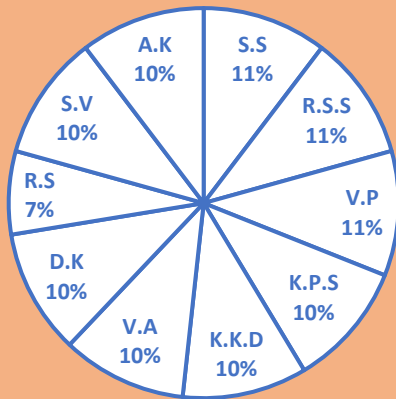
Overall Rating



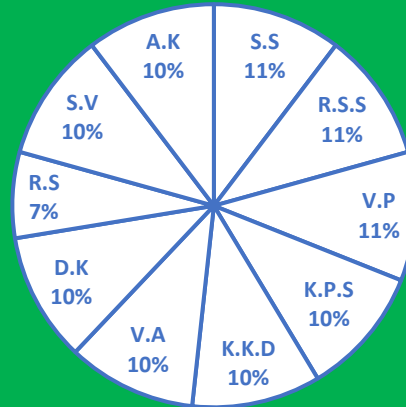
TEACHERS FEEDBACK ON CURRICULUM

Aspects Faculty	Applicability of the curriculum	Bridge the gap	Curriculum Is Need Based	Objectives are clear and appropriate	Hours and credits are appropriate	Creating the tendency of self-learning	Materials are relevant and updated	Curriculum updated from time to time	Feedback for curricular activities	Availability of educational resources	Prepare students for competitive examination	Curriculum help students during campus interview
S.S	3	3	3	3	3	3	3	3	3	3	3	3
R.S.S	3	3	3	2	2	2	3	3	3	3	3	3
V.P	3	3	3	3	3	3	3	3	3	2	2	3
K.P.S	3	3	3	3	2	2	3	3	3	3	3	3
K.K.D	3	3	3	3	3	3	3	3	3	3	2	3
V.A	3	3	3	3	3	3	2	2	3	3	3	3
D.K	3	3	3	3	3	3	3	3	3	3	3	3
R.S	2	2	3	3	3	3	3	3	3	3	3	2
S.V	3	3	3	2	2	3	3	3	3	3	3	3
A.K	3	3	3	3	3	3	3	2	2	3	3	3

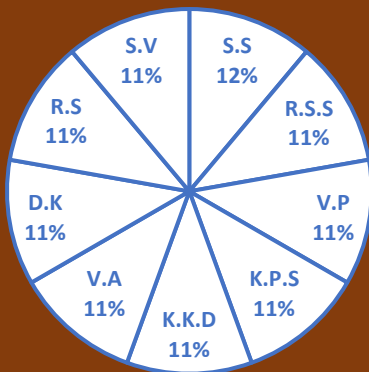
APPLICABILITY OF THE CURRICULUM



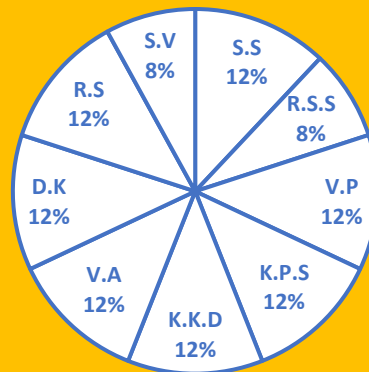
BRIDGE THE GAP



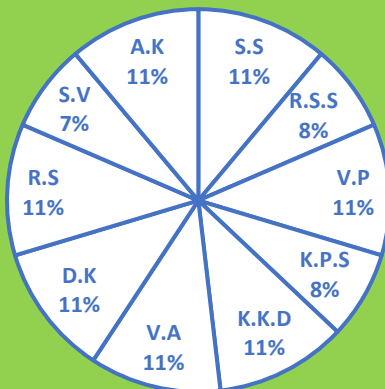
CURRICULUM IS NEED BASED



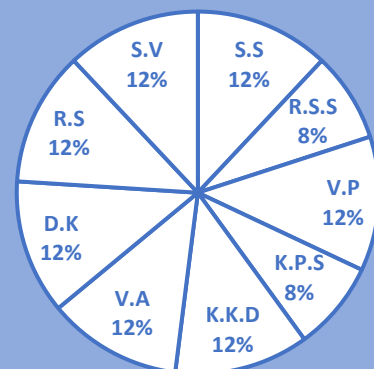
OBJECTIVES ARE CLEAR AND APPROPRIATE



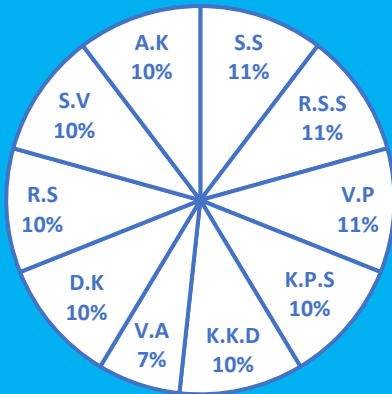
HOURS AND CREDITS ARE APPROPRIATE



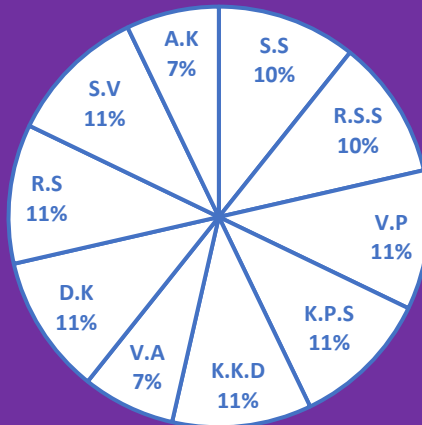
CREATING THE TENDENCY OF SELF-LEARNING



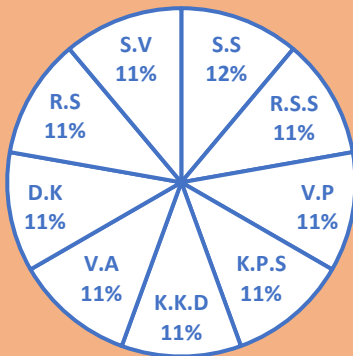
MATERIALS ARE RELEVANT AND UPDATED



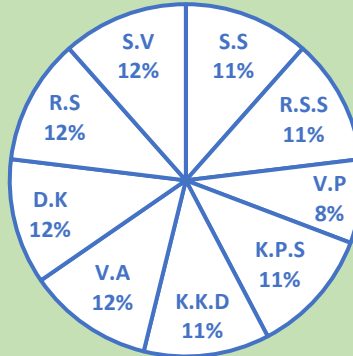
CURRICULUM UPDATED FROM TIME TO TIME



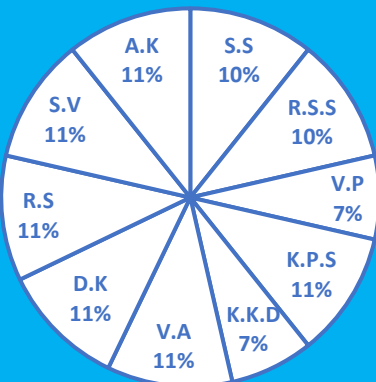
FEEDBACK FOR CURRICULAR ACTIVITIES



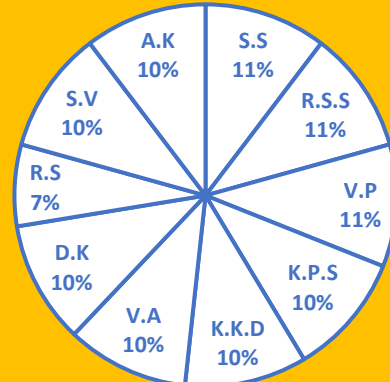
AVAILABILITY OF EDUCATIONAL RESOURCES



PREPARE STUDENTS FOR COMPETITIVE EXAMINATION



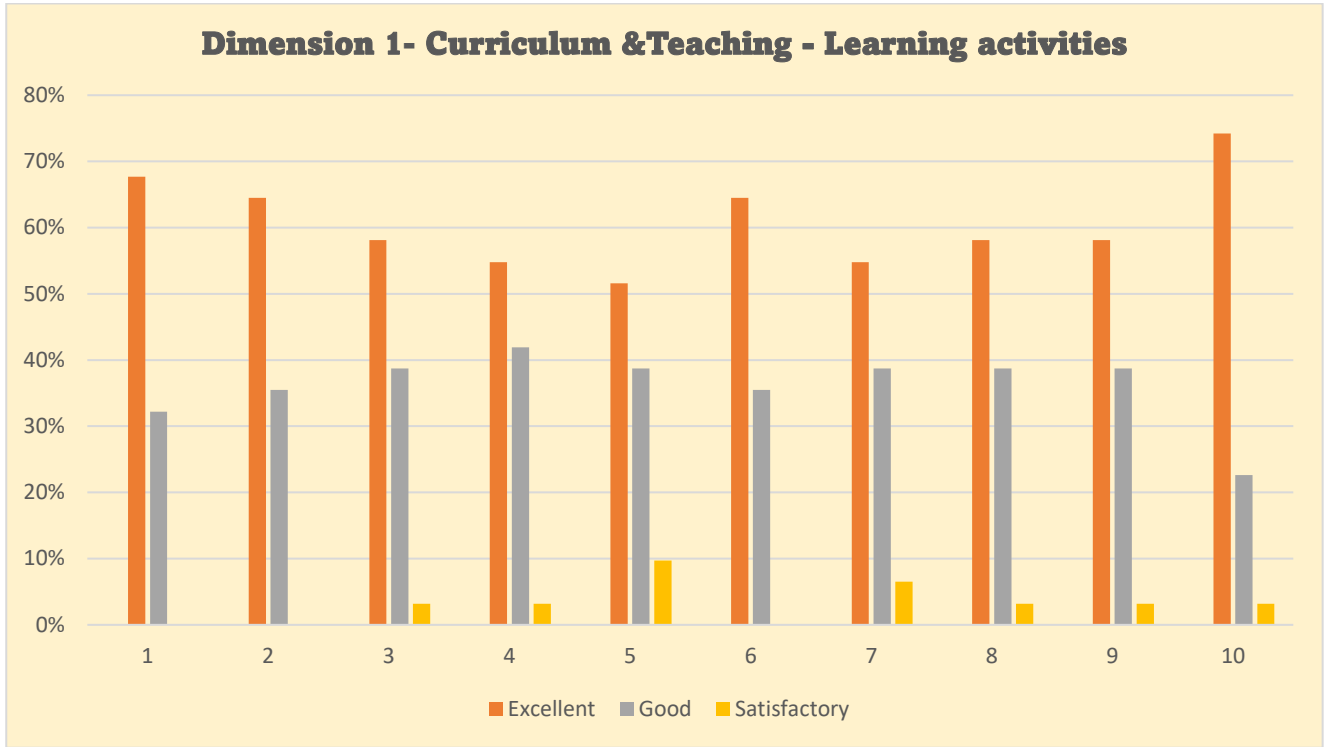
CURRICULUM HELP STUDENTS DURING CAMPUS INTERVIEW



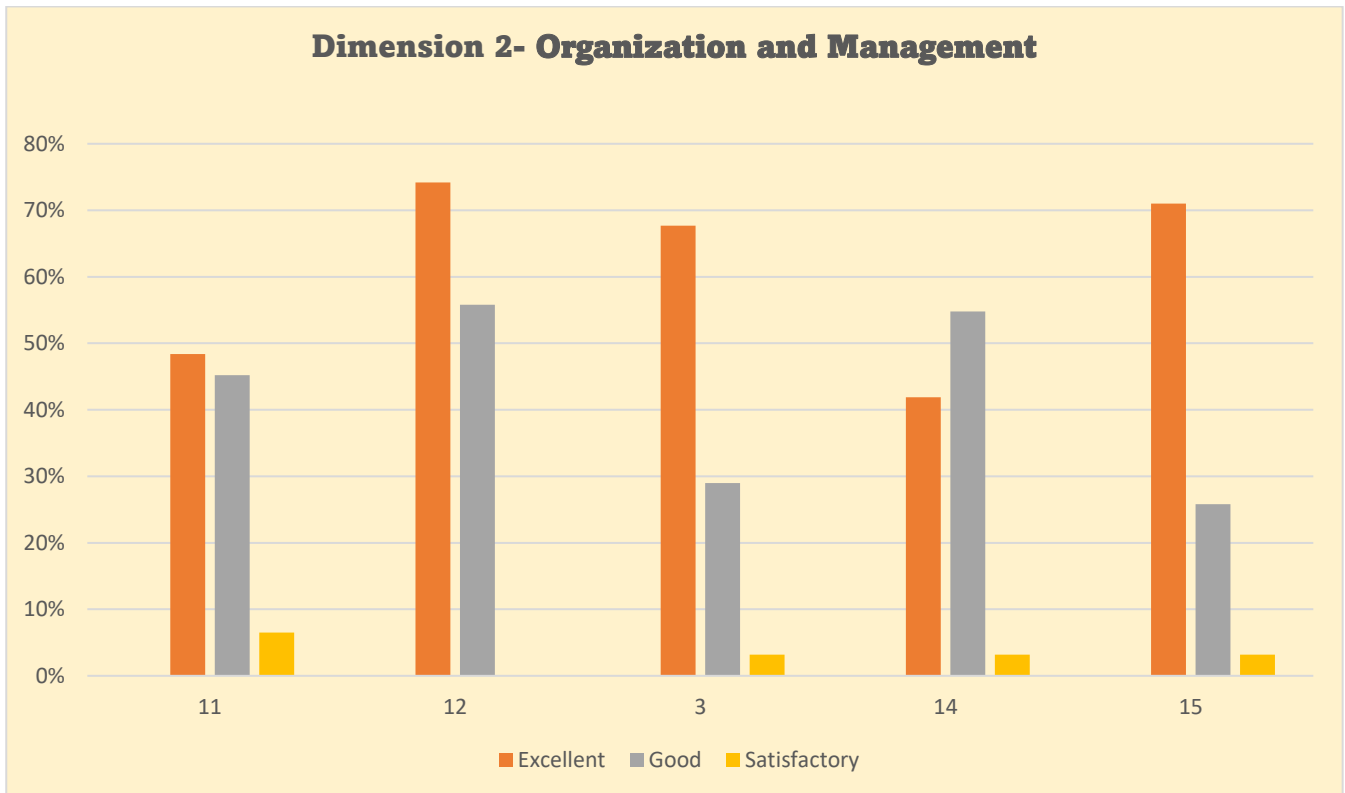
PARENTS FEEDBACK ON CURRICULUM

S.N o	Statements	Excellent	Good	Satisfactory	Need Improvement
Curriculum & Teaching - Learning activities					
1.	Curriculum is adequate	67.7%	32.2%	-	-
2.	Curriculum helps to improve the life skill.	64.5%	35.5%	-	-
3.	Curriculum develops employability skills	58.1%	38.7%	3.2%	-
4.	The focus is on all round development.	54.8%	41.9%	3.2%	-
5.	Social skills are developed	51.6%	38.7%	9.7%	-
6.	Provisions for self-learning	64.5%	35.5%	-	-
7.	Formative assessment helps to study systematically	54.8%	38.7%	6.5%	-
8.	Progression is informed then and there	58.1%	38.7%	3.2%	-
9.	Unbiased Internal Assessment	58.1%	38.7%	3.2%	-
10.	Semester examinations and the results are published ontime.	74.2%	22.6%	3.2%	-
Organization and Management					
11.	Students are benefitted bythe campus interviews	48.4%	45.2%	6.5%	-
12.	Fee structure is affordable	74.2%	55.8%	-	-
3.	Donation or capitation fee is not collected.	67.7%	29%	3.2%	-
14.	Timing of the college	41.9%	54.8%	3.2%	-
15.	Government scholarships provided based on parental annual income.	71%	25.8%	3.2%	-

Dimension 1- Curriculum & Teaching - Learning activities

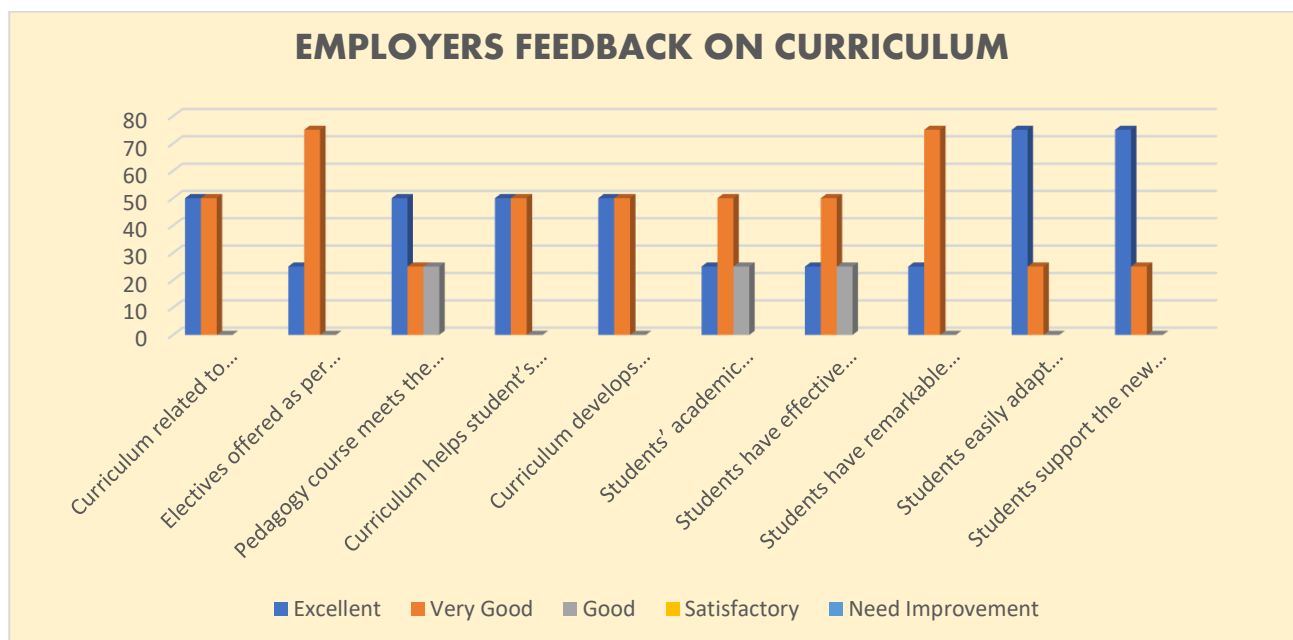


Dimension 2- Organization and Management



EMPLOYERS FEEDBACK ON CURRICULUM

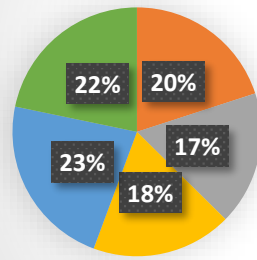
Parameters	Excellent	Very Good	Good	Satisfactory	Need Improvement
Curriculum related to school prospects	50	50	0		
Electives offered as per school expectations	25	75	0		
Pedagogy course meets the school needs	50	25	25		
Curriculum helps student's competency	50	50	0		
Curriculum develops managerial skills	50	50	0		
Students' academic knowledge is aligned with curriculum	25	50	25		
Students have effective communication skill	25	50	25		
Students have remarkable research skills	25	75	0		
Students easily adapt school procedures	75	25	0		
Students support the new initiatives taken by the school	75	25	0		



ALUMNI FEEDBACK ON CURRICULUM

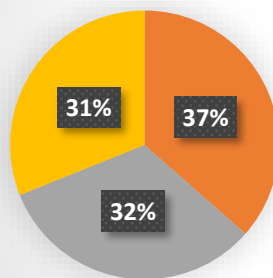
S.NO.	STATEMENTS	Excellent	Very Good	Good	Satisfactory	Need Improvement
Curriculum						
1.	Curriculum enhances employability skills	82.14	10.71	7.14		
2.	Curriculum was appropriate for placement	71.43	10.71	17.86		
3.	Adequate co-curricular were organised	75.00	14.29	10.71		
4.	College-school collaboration was beneficial	92.86	3.57	3.57		
5.	Curriculum accommodates experiential learning	89.29	3.57	7.14		
Teaching-Learning and Evaluation						
6.	Adaptation of innovative teaching learning strategies	96.43	3.57			
7.	Conducive learning atmosphere	85.71	14.29			
8.	Evaluation is fair	82.14	17.86			
Student Support Services						
9.	Encouragement for sports and cultural activities participation	71.43	14.29	14.29		
10.	Outreach activity helpful for sociability	82.14	10.71	7.14		
11.	Co-curricular activities enhanced confidence level	78.57	17.86	3.57		
Institution						
12.	Updated library resources	85.71	10.71	3.57		
13.	Department laboratories well maintained	82.14	14.29	3.57		
14.	Availability of Wi-Fi facility	96.43	3.57			
15.	Teaching and nonteaching staff are approachable	92.86	7.14			

Dimension 1- Curriculum



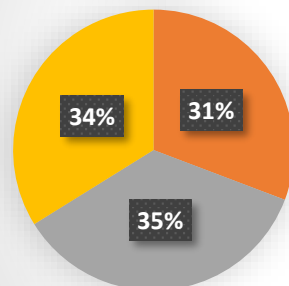
- 1. Curriculum enhances employability skills
- 2. Curriculum was appropriate for placement
- 3. Adequate co-curricular were organised
- 4. College-school collaboration was beneficial
- 5. Curriculum accommodates experiential learning

Dimension 2- Teaching, Learning and Evaluation



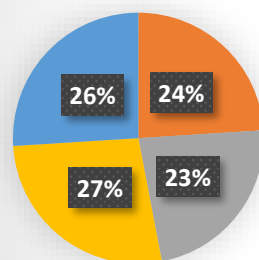
- 6. Adaptation of innovative teaching learning strategies
- 7. Conducive learning atmosphere
- 8. Evaluation is fair

Dimension 3- Student Support Services



- 9. Encouragement for sports and cultural activities participation
- 10. Outreach activity helpful for sociability
- 11. Co-curricular activities enhanced confidence level

Dimension 4- Institution



- 12. Updated library resources
- 13. Department laboratories well maintained
- 14. Availability of Wi-Fi facility
- 15. Teaching and nonteaching staff are approachable

FEEDBACK FROM HEAD OF TEACHING PRACTICE SCHOOL

PARAMETERS	Strongly Agree	Agree	Disagree
Curriculum provides knowledge to integrate technology	50	50	0
Course content enhance teaching competency.	50	50	0
Curricula develop communication skills of the student teachers.	50	40	10
Courses provide space for enhancing leadership skills among the student teachers.	50	50	0
Student teachers have the knowledge of classroom management.	60	40	0
Trainees hold good content knowledge.	60	40	0
Student teachers are prepared utilising appropriate instructional aids.	50	50	0
Trainees have knowledge on characteristics of an effective teacher.	30	70	0
Student teachers are trained to maintain cordial relationship with students	40	60	0
Course curriculum supports holistic development of student teachers	40	60	0

